


COWABUNGA

"Make a SPLASH at the 158th
Juneau County Fair!"

Aug. 14-18,
2024



Premium Book

Mauston, WI

www.juneaucountyfair.com

KEEP & USE THIS BOOK **FOR 2024, 2025 & 2026**

JUNIOR Division Fair Book Table of Contents

Fairest of the Fair	3	APPENDIX	52
Exhibitor's Schedule	4	Animals at the Fair	53
Fair Contacts	7	Animal Health Regulations	54
Agricultural Society	8	Meat Animal Sale Rules	64
Fair Educational Support	8		
Fair Book Cover Contest	8		
		PLEASE	
		Remove These Forms	
		VERY CAREFULLY!!!	
<u>Junior Fair Division</u>			
General Rules	9	Fairest Application Form	
Dept 1J - Dairy	11	Jr. Fairest Application Form	
Dept 2J - Beef Cattle	14	Fair Family of the Year Form	
Dept 3J - Swine	15	Ag. Society Membership Form	
Dept 4J - Sheep	15	Animal Id Form	
Dept 5J - Goats	16	Jr. Entry Forms	
Dept 6J - Horses	17		
Dept 7J - Poultry	19		
Dept 8J - Rabbits	20		
Dept 9J - Dogs	21		
Dept 10J - Animal & Vet Science	23		
Dept 11J - Exotic Dom. Animals	24		
Dept 13J - Cats & Kittens	24		
Dept 14J - Plant & Soil Science	25		
Dept 15J - Flowers & House Plants	26		
Dept 16J - Natural Science	27		
Dept 17J - Early Age Categories	31		
Dept 18J - Cultural Arts	31		
Dept 20J - Photography	36		
Dept 21J - Computers	27		
Dept 22J - Woodworking	38		
Dept 23J - Electricity	38		
Dept 24J - Mechanical Projects	39		
Dept 25J - Foods & Nutrition	41		
Dept 26J - Clothing	43		
Dept 27J - Knitting & Crocheting	45		
Dept 28J - Home Environment	46		
Dept 29J - Family & Child Dev.	47		
Dept 31J - Comm. & Demos	48		
Dept 32J - Booths	49		
Dept 33J - Self-Determined Proj.	49		
Dept 34J - Health, Social & Political	50		

*** 2023 JUNEAU COUNTY FAIR * FAIREST OF THE FAIR ***
*** MISS ANNAH LUND ***

Hello Everyone!

My name is Annah Lund and it has been my pleasure to serve as the 2023 Juneau County Fairest of the Fair! I reside in Mauston with my family and I am currently attending Viterbo University in La Crosse Wisconsin, to major in Nursing. In the future I wish to become a Pediatric Nurse and work in the NICU.

I have been attending the Juneau County Fair since I was young with my family and started showing as a Cloverbud. I have shown in the Rabbit project for 6 years as well as exhibiting photography, foods and nutrition, and art projects. The fair and 4-H have been a part of my life for over 10 years and I would like to thank everyone for always supporting me in my many projects.

After being crowned the 2023 Juneau County Fairest, I have participated in many community events such as the Parkfest Parade in Lyndon Station WI, and most importantly the week of the Fair. At the beginning of August, I attended the Wisconsin State Fair for the Fairest of the Fairs Reunion Day and met some amazing girls there! I had a wonderful time at the State Fair as I met people from all over Wisconsin and of course Sharlene, the 2023 Wisconsin Fairest of the Fairs.

At the Juneau County Fair, I performed my duties as the Fairest of the Fair as well as showing some of my projects. My many Fairest duties include: attending the dog show on Sunday, Face to Face judging on Monday, attending the rabbit show on Tuesday, introducing myself at the rodeo on Wednesday and Thursday, attending the Dairy, Beef, Swine and Sheep shows throughout the week and many other various appearances during the week. On Saturday, Alice in Dairyland (Ashley) and The Wisconsin State Fairest of the Fairs (Sharlene) attended the Juneau County Fair Dairy Breakfast and walked with exhibitors and I up to the Fairview Nursing home to visit with the residents and to see some of the animals our exhibitors were showing. This was one of my favorite parts of Fair week as the residents were so happy to see us and all the animals that the exhibitors brought with them. On Sunday, the 2023 Fairest team participated in the Fair Parade and we all had a blast seeing everyone out in the community supporting the fair.

After a long fair week I headed off to college to start studying for my degree, but don't worry I still came home for many events. One event that I had the privilege of attending was the Vernon County Fair where my college roommate is Fairest of the Fair as well! I also attended the Warrens Cranberry Festival and rode in the Parade. While at Cranfest we met Miss America (Grace) who is representing Wisconsin across the whole nation as well as many other royalties. In October we did Trunk or Treat for the Mauston and other surrounding communities and we counted every cow costume we saw. It was 5 in total! In December we participated in the Necedah Christmas Parade. These are just some of my favorite events we did to represent Juneau County!

The Wisconsin Association Fairest of the Fair Convention was one of the best experiences I have had while being Fairest. These busy four days were full of lessons on public speaking, etiquette training and meeting many new people. I learned so many life skills that I will carry on throughout my life such as interviewing skills for upcoming jobs and speaking confidently in front of people. I would like to thank Sharlene for being a great role model and teaching me to believe in myself during convention. It was truly a blast to represent Juneau County at the State Level!

This opportunity to serve as the 2023 Juneau County Fairest of the fair has been a wonderful experience and a boost in my self-confidence. I would like to thank the Judges for selecting me to represent Juneau County and all the tasks that come with it. I would also like to thank Heidi Finucan and Abbie Erickson for coaching me along the way through everything. Thank you to my Junior Fairest, Emmelyn Lisi and Junior Attendant, Bailey Madden, for always being there, making new memories and supporting the Fair and its community together. Lastly I would like to thank my family as they are my number one supporters in everything I do. Erin Lund and Amy Lisi keeping us in line and one time to events and ultimately making this experience one of a kind. Without any of these people, my reign as Fairest would've been much harder. As my year as Juneau County Fairest of the Fair comes to an end I would like to thank everyone I have met along the way for supporting me and our fair. I can't wait to see what the next chapter of my life looks like. I also look forward to seeing what the future has in store for the Juneau County Fair and the Fairest of the Fair. I hope to see you at the 158th Juneau County Fair!

Sincerely,

Annah Lund

Juneau County Fairest of the Fair



*Are YOU interested in becoming the NEXT
Fairest of the Fair or Junior Fairest
Then Please Refer to the Applications Forms
Within the Appendix of this Book &
Contact: Heidi Finucan - Fairest of the Fair Coordinator
608/547-7000*

Juneau County Fair Exhibitor's Schedule

Entry Forms & Animal Identification Forms Are Due NO Later Than *** July 1st ***

Mail entry forms to:

Vicki McGowan, N2230 Co. Hwy. N, Lyndon Station WI 53944

**Note: Times, Places and Events MAY Change So Watch
For Posts on our Website and Facebook Pages & Listen for Announcements at the Fair**

Saturday

8:00 a.m. - 12:00 p.m. --- Pre Fair Clean-Up

ALL exhibitors are requested to come and help prepare
the fairgrounds, this help is GREATLY appreciated

Sunday

1:00 p.m. --- Junior & Open Class Dog Show (All Dog Classes EXCEPT Dog Agility)

Monday

10:00 a.m. to 7:00 p.m. --- Check-In of the following Open Class & Senior Citizens Fair Divisions

- Department 16 & 16S
- Department 18 & 18S
- Department 20 & 20S
- Department 22 & 22S
- Department 26 & 26S
- Department 27 & 27S
- Department 28 & 28S

3:00 p.m. to 7:00 p.m. --- Junior Face to Face Conference Judging - Within the Ganther Show Pavilion

- Department 10J (Classes B-N)
- Department 16J
- Department 17J
- Department 18J
- Department 20J
- Department 21J
- Department 22J
- Department 23J
- Department 24J
- Department 26J
- Department 27J
- Department 28J
- Department 29J
- Department 31J
- Department 33J
- Department 34J

Tuesday

8:00 a.m. – 10:00 a.m. --- Check-In of all Junior & Open Class Rabbits

11:00 a.m. --- Junior & Open Rabbit Show

1:00 p.m. --- Judging of the following Open Class & Senior Citizens Fair Divisions

- Department 16 & 16S
- Department 18 & 18S
- Department 20 & 20S
- Department 22 & 22S
- Department 26 & 26S
- Department 27 & 27S
- Department 28 & 28S

Wednesday

- 9:00 a.m. - 5:00 p.m. --- Check-In of Entries in the Open and Senior Citizens
Departments 14, 14S, 15, 15S, 16, and 25, 25S
--- No Entries Accepted After 5:00 p.m.
- 9:00 a.m. - 3:00 p.m. --- Check-In of ALL DAIRY Cattle
- 10:00 a.m. - 12:00 p.m. --- Weigh-In of ALL Meat Animals
- 3:00 p.m. --- Livestock --- MUST Be On Exhibit ---
--- This Includes ALL - Dairy, Beef, Exotic Animals, Goats, Jr. Horses,
Poultry, Rabbits, Sheep and Swine
- 3:00 p.m. - 7:00 p.m. --- Check-In of Entries in
the Junior Departments 14J, 15J, and 25J
--- No Entries Accepted After 7:00 p.m.
- 4:00 p.m. --- Animal Exhibitors' Meeting – For **All** Dairy, Beef, Exotic Animals, Goats, Jr. Horses,
Poultry, Rabbits, Sheep and Swine Exhibitors
- 4:30 p.m. --- Dog Agility Show
- 10:00 p.m. --- Animal & Non-Animal Exhibit Buildings Close

Thursday

- 8:00 a.m. - 9:00 a.m. --- Exhibitors in the following areas **may** bring it the following exhibits
--- Department 15Jr/Open/Sr - Cut Flowers & Flower Bouquets --- ONLY ---
--- Department 25Jr/Open/Sr - Decorated Cookies, Cupcakes & Cakes --- ONLY ---
- 9:00 a.m. --- Danish Judging Of Junior Departments 14J, 15J and 25J
- 10:00 a.m. --- Junior & Open DAIRY Show
- 12:00 p.m. --- Junior Booth Judging
--- Conference with Judges for Booth Exhibits
--- Youth Member(s) MUST Be Present For Conference
- 1:00 p.m. --- Judging of the Open Class & Senior Citizens Fair
Departments 14 & 14S, 15 & 15S, and 25 & 25S
- 2:00 p.m. --- 4-H Speaking & Demonstrations
- 3:00 p.m. --- Junior & Open GOAT Show
- 4:00 p.m. --- Junior & Open EXOTIC ANIMAL Show
- 5:00 p.m. --- Junior SMALL ANIMAL Show
- 5:30 p.m. --- Junior Dress the Horse Parade
- 6:00 p.m. --- Junior CAT Show
- 6:30 p.m. --- 4-H Textile Revue in the 4-H Food Stand
- 10:00 p.m. --- Animal & Non-Animal Exhibit Buildings Close

KEEP & USE THIS BOOK
FOR 2024, 2025 & 2026

Friday

9:00 a.m. --- Non-Animal Exhibit Buildings Open
9:00 a.m. --- Junior & Open SWINE Show
 --- Followed By Junior & Open SHEEP Show
12:30 p.m. --- Junior & Open BEEF Show
2:00 p.m. --- 4-H Speaking & Demonstrations
2:00 p.m. --- Junior & Open POULTRY Show
5:00 p.m. --- Junior Horse Gymkhana

Saturday

9:00 a.m. --- Junior Division Horse Show
Time to Be Announced - a.m. --- Animal Exhibits to Fair View Home
Following Visit to Fair View Home --- Farmer Games
2:00 p.m. --- 4-H Speaking & Demonstrations
2:00 p.m. --- Meat Animal Sale Buyer's Reception
3:00 p.m. --- Meat Animal Sale
7:00 p.m. --- "Dress-Up" the Cow Contest
 --- Follow by the Yogurt Eating Contest
8:00 p.m. --- Exhibitor Movie Night - Within the Ganther Show Pavilion


Sunday

9:00 a.m. --- Jr. Horse Fun Show
11:00 a.m. --- Non-Animal Exhibit Buildings Open
NOON --- Fair Parade
2:00 p.m. --- Awards Ceremony
4:00 p.m. --- All ANIMAL & NON-ANIMAL EXHIBITS ARE RELEASED
 ALL animals & non-animal exhibits must remain in their pens, barn decorations
 MUST remain in place & non-animal exhibits must remain on exhibit until 4:00 p.m.
 PLEASE NOTE: Any exhibit NOT remaining on exhibit
 until 4:00 p.m. will forfeit premiums.

Monday

8:00 a.m. - 8:00 p.m. --- Post Fair Clean-Up

- Every Junior and Open Class Animal Exhibitors that uses the fair buildings for over 24 hours (beef, dairy, exotics, goat, hog, horse, rabbit, poultry, and sheep)
- Are required to come to work for a minimum of 2 hours of supervised clean-up of the buildings and grounds
 - Be sure to sign-in, sign-out and pick-up your work assignment in the fair office



JUNEAU COUNTY AGRICULTURAL SOCIETY

JUNEAU COUNTY FAIR OFFICE

1001 Division Street, P.O. Box 104, Mauston, WI 53948

Office Phone: 608/547-2426 E-Mail: juneaucountyfair@gmail.com

Web Site: www.juneaucountyfair.com

Juneau County Fair Contacts

- Beef & Goat Superintendent – Baylee Babcock @ 608/547-3744
- Camp Sites - Tony Babcock @ 608/381-1669
- Commercial Exhibits – Vicki McGowan @ 608/547-2426
- Dairy Barn Superintendent – Tammy McCullough @ 608/547-2660
- Demo Derby - Zac Board @ 608/797-6719
- Dog Superintendent – Colleen Schroeder @ 608/853-0754
- Entertainment - Zac Board @ 608/797-6719
- Entries - Vicki McGowan @ 608/547-2426
- Exotic Animal Barn Superintendent – Kimberly Clark @ 608/548-1537
- Fairest of the Fair Advisor - Heidi Finucan @ 608/547-7000
- Farmers' & Crafters' Market - Vicki McGowan @ 608/547-2426
- Goat Superintendent – Baylee Babcock @ 608/547-3744
- Horse Superintendent – Zac Board @ 608/797-6719
- Judges – Vicki McGowan @ 608/547-2426
- Open Class Building Superintendent – Martin Schultz @ 608/350-6742
- Parade – Amy Babcock @ 608/547-3154
- Poultry Barn Superintendent – Ann Dunn @ 608/350-6033
- Rabbit Barn Superintendent – Robin Degner @ 920/573-3375
- Rodeo - Zac Board @ 608/797-6719
- Schedule - Vicki McGowan @ 608/547-2426
- Sheep & Swine Building Superintendent – Baylee Babcock @ 608/547-3744
- Sponsorships - Zac Board @ 608/797-6719
- Web Site - Vicki McGowan @ 608/547-2426
- Youth Building Superintendent - April Martel @ 608/547-4023

Juneau County Agriculture Society

The Juneau County Agriculture Society, Inc. has sole authority for the decision-making at the Juneau County Fair. The Society recognizes that a fair cannot operate efficiently and smoothly without the help of many volunteers. Every effort is made to involve those volunteers in as many aspects of decision-making as possible. However, the Board of Directors knows all the intricacies of the fair and must make their decisions on this knowledge.

The purpose of the Juneau County Agriculture Society shall be the promotion of agriculture, stock raising, dairying, manufacturing, education, and every other activity that can be performed to develop the resources and promote the prosperity of Juneau County. This objective may be obtained by holding a county fair and the sponsorship of other activities that may be deemed appropriate or necessary to promote the above purposes of the corporation.

Membership into the Society is open to any person who wants to support the fair. Membership is obtained by paying a ten-year membership fee of \$10.00. A membership form is found within this book or contact the Fair Secretary to purchase a membership.

Regular meetings of the Board of Directors are held each month - the 3rd Wednesday of the month - in the Fair Secretary's Office on the Juneau County Fairgrounds. Changes for the monthly meetings will be posted on the fair's website www.juneaucountyfair.com.

The Annual Meeting for the total membership is held in December. Members of the Society are notified by email of the exact date, time, and location of this meeting.

The Directors of the Society are elected and other business is discussed at the Annual meeting.

Directors' terms are three years unless appointed to complete a vacancy.

2024 Board of Directors

Zac Board	President	608-797-7601
Heidi Finucan	Vice President	608-547-7000
Vicki McGowan	Secretary	608-547-2426
Nicole Robinson	Treasurer	608-548-5018
Andrew Babcock	Director	608-547-7601
Tony Babcock	Director	608-381-1669
Terry Barreau	Director	608-963-2905
Terry Benson	Director	608-613-0022
Jami Edwards	Director	608-547-8863
Kathy Granger	Director	608-553-4246
Charitee Seebecker	Director	608-547-9459
Michelle Senzig	Director	608-434-4336
Carol Wagenson	Director	608-548-3161

Educational Support

The Juneau County UW-Extension staff supports the fair by providing leadership, development, and training for volunteers and supporting the educational role of the fair.

The faculties from the Juneau County Schools Agriculture Departments also support the fair by participating with their FFA members in a variety of activities.

FAIR THEME CONTEST

FOR THE 2025 JUNEAU COUNTY FAIR THEME

The purpose of this competition is to select from the submitted the theme and art work next year's Juneau County Fair

RULES:

- Contest is open to anyone
- One entry per person
- All entries must be submitted on white paper
- All entries must be drawn portrait, not landscape
- Paper size must be 8½ inches x 11 inches with a 1 inch border on all 4 sides of the paper
- Copyright figures are NOT permitted
- Only black ink or felt tip pens are to be used
- Computer design is permitted
- **The design MUST include the following words:**
 - **159th Juneau County Fair**
 - **Premium Book**
 - **August 13 - 17, 2025**
 - **Mauston, Wisconsin**
 - www.juneaucountyfair.com
 - **Fair Theme (your own original theme)**
- Contestant's full name must be included in the lower right hand corner of the cover
- Entries must be turned in at the Fair Secretary's Office **NO** later than 12 noon on Thursday of the fair
- The winner will be chosen by the Juneau County Fair Board
 - The winner will receive a \$25.00 cash prize - donated by the Fair Secretary
- The winning design becomes the exclusive property of the Juneau County Fair & will be displayed at the Fair
- The following information must be submitted with the design:
Contestant's Name, Address, and Phone Number

JUNIOR FAIR DIVISION

GENERAL RULES

Eligibility to Enter Fair

1. Youth in this division must be a member of a Juneau County Youth Organization and / or attend a School District within Juneau County.
2. Youth must be members in good standing of their organization on or before March 1ST immediately prior to fair year. (Proof of valid membership may be required.) **Please NOTE: Decisions made by another WI DATCP fair organization regarding banned members / exhibitors will be honored by the Juneau County Ag Society as a means of partnership and respect. This includes any conclusions made and time-frames imposed.**
3. **Junior Fair exhibitors can only exhibit in departments in which they are enrolled in this year.** For example: if you're NOT enrolled in photography this year, you may NOT exhibit photography in the Junior Photography Department this year. But you may exhibit it in Open Class and pay the Open Class entry fee. Junior exhibitors exhibiting in the FACE TO FACE JUDGING Departments **MUST BE PRESENT FOR FACE TO FACE JUDGING.** Emergency situations will be reviewed by the Juneau County Fair Board on a case by case basis and the board's decision will be final.

Staying Overnight on Fairgrounds

Exhibitors will NOT be allowed to spend the night within any of the barns – due to liability issues. Only exhibitors staying in campers with their parents and / or guardians will be allowed to stay on the fairgrounds overnight, with the parents and / or guardians taking full responsibility for these youth.

Exhibits and Judging

4. Exhibitors are responsible for following guidelines & seeing that their exhibits meet all stated qualifications. Any attempt toward misrepresentation will automatically cancel premiums earned.
PLACINGS MAY BE DROPPED IF INSTRUCTIONS ARE NOT FOLLOWED
5. Exhibits entered in the Junior Division **cannot** be entered in the Open Division.
6. **Youth may enter only those exhibits they personally completed as a result of their youth projects this year. Youth must show their own animal projects and must have DAILY cared for and trained these animals themselves.**
7. All posters are to be 14"x22". Prepare your poster by punching holes in top right and top left corners for hanging. Hang entry tag in right side hole.
8. All posters must be original work; no printouts from the Internet are allowed.

9. Exhibitors may not enter more than one item in any one class/lot number.
10. Each youth organization may enter only 1 booth.
11. All exhibits will be judged using the Danish System unless otherwise specified.
12. All exhibits must be in place (in correct building or exhibit area) by entry deadline as stated within this fair book - see exhibitor's schedule
13. Exhibits judged prior to the fair, i.e. Clothing Revue **MUST** be exhibited at the fair and exhibitor of animals that do not remain at the fair, i.e. Cats, Dogs, and Small Animals **MUST** have for display a photo of him/herself with their pet mounted on 8½"x11" tag board. On the tag board put your name and your pet's name. Prepare your photo tag board by punching holes in the top right and top left corners for hanging. Hang entry tag in right-side hole. Bring exhibits to the Youth Exhibit Building in Department 10J Animal and Vet Science; before 12 noon on the Thursday of the fair.

Failure to do so will result in a disqualification of this exhibit, the loss of these premiums and the placings of the exhibit

14. **ALL EXHIBITS MUST BE ON EXHIBIT FROM THEIR DESIGNATED CHECK-IN TIME TO THEIR DESIGNATED CHECK-OUT TIME**
--- AS STATED WITHIN THE EXHIBITOR'S FAIR SCHEDULE PAGES 3-5 OF THIS BOOK ---
i.e. ANILAMLS WITHIN THEIR ASSIGNED AREAS OR PEN
- NON-ANIMAL EXHIBITS REMAIN ON DISPLAY. PLEASE NOTE:
Failure to do so will result in a disqualification of this exhibit, the loss of these premiums and the placings of the exhibit
15. ALL Exhibits are released after 3:00 p.m. on Sunday.
16. Premium checks will be distributed in December.

Conduct of Exhibitors

17. Exhibitors will conduct themselves in an orderly, behaved manner at all times. Use of PROFANITY, POOR SPORTSMANSHIP, THREATENING BEHAVIORS, shaving cream, water balloons, cap guns, snappers, squirt guns, lighters, etc., is prohibited anywhere within the buildings or on the fairgrounds at any time during the fair.
Excessive horseplay or running in areas where animals are housed, being groomed, exercised or shown will not be tolerated.
Exhibitors engaged in any of the above behavior will be escorted from grounds & will forfeit all placings, premium monies and ribbons.

PLEASE NOTE:

Falsification of any Juneau County Fair documents will result in a member being disqualified from participation in the next 5 future shows and sales and may also disqualify a member from special awards like: outstanding exhibitor, average daily gain, etc. This behavior is not only unethical, but in some cases is also illegal.

The Juneau County Fair Board reserves the right:

- To interpret and rule on all disputes over all rule interruptions
- To subject ALL animal exhibits to random drug testing
- **TO DETERMINE DISEASE STATUS and to have tests and examination that may be necessary to determine the disease status of any animal exhibited and to exclude or remove any animal afflicted with or suspected of being afflicted with any contagious or infectious disease.**

MANITORY POST FAIR CLEAN-UP

- **JC-AIRS - At great work and expense has provided you – the animal exhibitors of the Juneau County Fair - beautiful buildings in which to show and house your animals. But in the past less than a dozen exhibitors have come to help clean these beautiful buildings after the fair. So to keep these buildings in the very best condition for years to come, we all have to work together.**
 - Every Junior and Open Class Animal Exhibitors that uses the fair buildings for over 24 hours (beef, dairy, exotics, goat, hog, horse, rabbit, poultry, and sheep)
 - Are now required to come on the Monday after the fair between the hours of 8:00 a.m. and 8:00 p.m. to work for a minimum of 2 hours of supervised clean-up of the buildings and grounds.
 - Animal exhibitors not showing-up to work for a minimum of 2 hours may forfeit all placings and premium monies, within these departments.

Animal Department Regulations

See WI County, District, and State Fairs

Animal Health Rules & Regulations

Found in the Appendix of this Book

1. Exhibitors are required to have their animals under control at all times during fair, including unloading, showing, & loading of animals. Exhibitors will be held responsible for any damages or accidents that may be caused by their animal. The Juneau County Agricultural Society, Inc. will take every precaution for safety, but will not be held responsible for any

damage or accident that may occur because of uncontrollable animals.

2. All animals must be fitted by the youth exhibitor. **Fitting done entirely by another for the exhibitor will result in the loss of these premiums**
3. Pen & stall rent will be charged according to prices listed on the entry form.

ALL ENTRIES ARE REQUIRED TO INCLUDE ENTRY FEES AND STALL RENTAL FEES WITH THEIR ENTRY FORMS THERE WILL BE NO REFUNDS OF THESE FEES & THESE FEES CAN NOT BE USED AS OTHER ENTRY FEES

4. Entry in showmanship requires another entry in that department.
5. Intact male livestock must be purebred & eligible for registry in their respective breed associations.
6. All Junior Fair exhibitors showing calves must be present the entire day of the calf judging. Calves must be ready for exhibition at a moment's notice.
7. Each youth exhibitor must show his/her own animal. The judge may appoint a person to help in showing an animal when assistance is deemed necessary.
8. **Horses can only be ridden in the old or new horse show ring.** Horses must be led into the waiting area before mounting. Horses shall not be ridden any other place on fair grounds. Any violation warrants removal of horse from the grounds & forfeiture of premium. A warm-up area will be set aside on show day.



THE JUNEAU COUNTY FAIR MEAT ANIMAL SALE GUIDE

Is found in the Appendix of this Book



DEPARTMENT 1J

DAIRY

All exhibitors are required to follow the
Regulations at the beginning of the
Junior Division & the Animal Health Regulations
Found in the Appendix

YQCA Is Not Required this Year
But is Strongly Recommended

ALL DAIRY ENTRIES ARE REQUIRED TO
INCLUDE ENTRY FEES AND STALL RENTAL
FEES WITH THEIR ENTRY FORMS. THERE
WILL BE NO REFUNDS OF THESE FEES.

Dairy Committee Guidelines

1. Dairy cattle must be checked-in at the fairgrounds between 9:00 am - 3:00 pm on Wednesday.
2. All animals must be checked in by a dairy official.
Health checks and animal identification will be completed by 3:00 pm on Wednesday.
3. **No farm name, family name or ANY advertising, etc. will be allowed on shirts or hats of exhibitors while showing.**
4. Exhibitors must keep records to be eligible to receive special production awards.
5. Portable milk pumps are allowed.
6. **Milking times will be determined by the milk house superintendent and will be posted.**

Proceeds from the sale of milk will be used for the improvement of the dairy show barn and milking area.

PLEASE NOTE: Entry of 16 or more animals in any breed or showmanship class will warrant the establishment of a separate class. Likewise, if breed numbers drop below 16 in a class, breeds may be grouped. All animals shown must be clean & properly fitted.

Definitions:

A **spring calf** is one born on or after March 1 of exhibit year. A calf must be 4 months old by exhibit day.

A **winter calf** is one whose date of birth is between Dec. 1 of year preceding exhibit year & Feb. 28 or 29 of exhibit year.

A **fall calf** is one whose date of birth is between Sept. 1 & Nov. 30 of year preceding exhibit year.

A **summer yearling** is one whose date of birth is between June 1 & Aug. 31 of year preceding exhibit year.

A **spring yearling** is one whose date of birth is between Mar. 1 & May 31 of year preceding exhibit year.

A **winter yearling** is one whose date of birth is between Dec. 1 of the second year preceding exhibit year & Feb. 28 or 29 of year preceding exhibit year.

A **fall yearling** is one whose date of birth is between Sept. 1 & Nov. 30 of the second year preceding exhibit year.

A **2-year old** is one whose date of birth is between Sept. 1 of the third year preceding exhibit year & Aug. 31 of the second year preceding exhibit year, & shall include senior yearlings which have freshened.

A **3-year old** is one whose date of birth is between Sept. 1 of the fourth year preceding exhibit year & Aug. 31 of the third year preceding exhibit year.

A **4-year old** is one whose date of birth is between Sept. 1 of the fifth year preceding exhibit year & Aug. 31 of 4th year preceding exhibit year.

A **5-year old** is one born before Sept. 1 of sixth year preceding exhibit year & Aug. 31 of the fifth year preceding exhibit year.

A **dry cow** shall be non-lactating.

**All animals must be purebred
Unless otherwise stated**

*** PLEASE NOTE ***

- Best Bred and Owned class is ONE ENTRY PER EXHIBITOR.
- Dairy show order starts with Showmanship, seniors first. After showmanship will be Dairy Open classes. Then all Cow classes, followed by Purebred heifers then Grade heifer classes.

Entry form must list class letter & lot number

Class A --- Holstein

Class B --- Jersey

Class C --- Any Other Breed

(Guernsey, Brown Swiss, Ayrshire, Shorthorn)

Class D --- Crossbred

Premiums: \$6.00 \$5.00 \$400 \$3.00

Lots:

1. Heifer calf, spring (purebred)
2. Heifer calf, winter (purebred)
3. Heifer calf, fall (purebred)
4. Heifer calf, summer yearling (purebred)
5. Heifer calf, spring yearling (purebred)
6. Heifer calf, winter yearling (purebred)
7. Heifer calf, fall yearling (purebred)

***Champion Purebred Heifer**

- Ribbon & Trophy*

13. Heifer calf, spring (grade)
14. Heifer calf, winter (grade)
15. Heifer calf, fall (grade)
16. Heifer calf, summer yearling (grade)
17. Heifer calf, spring yearling (grade)
18. Heifer, winter yearling (grade)
19. Heifer, fall yearling (grade)

***Champion Grade Heifer - Ribbon & Trophy**

20. Cow, 2 to 3 years (purebred and grade)
21. Cow, 3 to 4 years (purebred and grade)
22. Cow, over 4 years (purebred and grade)
23. Cow, dry, 3 years old and over (purebred and grade)

Champion Cow - Ribbon & Trophy

Reserve Champion Cow - Ribbon

Supreme Champion Heifer - Trophy

Supreme Champion Cow - Trophy

***Best Bred and Owned (ONLY 1 exhibit per exhibitor)**

- Trophy to Exhibit for Best Bred

and Owned (dam owned by exhibitor at time of conception & papers are required in the show ring.)

PLEASE NOTE

Exhibitors may ONLY show their own project animals in Showmanship & each animal may only be shown Only once in showmanship

All issues concerning showmanship animals must be brought to the attention of the Dairy Superintendent BEFORE the start of the Dairy Show.

Class S --- Showmanship

Premiums: \$3.00 \$2.50 \$2.00 \$1.50

Lots:

(Grades determined as of Jan. 1st of this year)

1. Beginners, Grade 3-5
2. Intermediate, Grade 6-8
3. Senior, Grade 9 and over

Pee Wee Showmanship (Ribbon Only)

--- PLEASE NOTE ---

ALL PEE WEE SHOWMEN MUST BE ENTERED BY 10:00 a.m. THE DAY ON THE SHOW

Exhibitor must be younger than third grade, but at least five years of age. Exhibit must be a spring or winter calf. Exhibitors must wear durable protective shoes, NO sandals or flip flops are allowed in the show ring.

Showmanship Rules

Here's the PDCA's Uniform Scorecard for judging junior dairy fitting and showmanship:

Appearance of Animal - 30 Points

- Cleanliness - 10
- Grooming - 10
- Clipping - 5
- Condition & Thriftiness - 5

Appearance of Exhibitor - 10 Points

Showing Animal in the Ring - 60 Points

- Leading - 25
- Posing - 15
- Show Animal to Best Advantage - 10
- Poise, Alertness, Attitude - 10

TOTAL 100

Showmanship classes will follow the cow classes in the morning and will begin with senior showmanship

A. Appearance of Animal - 30 points

1. Cleanliness - 10 points
 - a. The best fitted animals are always extremely clean. Hair & switch must be completely clean and free from stains.
 - b. Hide and ears free of dirt & wax, legs & feet clean.
2. Grooming - 10 points
 - a. Hair properly groomed & the hide soft & pliable. Hair dressing & powders should not be used in excess. Excessive manipulation of hair is undesirable, however, toplines may be blow dried & hair spray used to straighten toplines.

- b. Hooves trimmed & shaped to enable animal to walk & stand naturally.
- c. All animals of all breeds older than six months must be dehorned.

3. Clipping - 5 points

- a. Final clipping should be done just before the show. Clipped & unclipped areas should be smoothly blended so clipper lines do not show.
- b. Head, neck, ears, tail, udder (for cows) & elsewhere clipped as needed. Front & rear legs should be clipped to give the appearance of greater flatness of bone & to remove stains. Toplines should be trimmed to improve straightness. Body clipping is acceptable, but additional credit should not be given for professional clipping.

The belly & udder are not to be clipped on heifers that have not freshened or are not close to springing.

4. Condition & Thriftiness - 5 points

- a. Condition & thriftiness should be normal growth, being neither too fat nor too thin

B. Appearance of Exhibitor - 10 points

1. Clothes and person neat and clean and **NOTE:**

- **A White shirt is PERFERRED.**
- **White pants are REQUIRED**
NO khaki colored pants
- Durable, protective shoes are recommended when large animals are exhibited.
- Clothing should be practical and tasteful.

C. Showing Animal in the Ring - 60 points

1. Leading - 25 points

- a. Enter leading the animal at normal walk around the ring in a clockwise direction, walking opposite the head on the left side, holding the lead strap with the right hand quite close to the halter with the strap neatly, but naturally (preferably not coiled), gathered in one or both hands. Holding close to the halter or with the hand inside the halter ensures more secure control of an animal.
- b. Animal should lead readily and respond quickly to the exhibitor. It is the responsibility of the exhibitor to respond quickly with the animal to the signals given by the judge.
- c. Halter of right type for showing dairy cattle, fitting properly and placed correctly on animal. The nose band should fit across the bridge of the nose midway between the eyes and the muzzle. A leather halter with leather or chain lead is preferred.
- d. As the judge studies your animal, the preferred method of leading is walking slowly facing the animal and holding the lead strap in the left hand with the remainder of it neatly, but naturally, gathered in one or both hands.
At all other times, walk facing forward at a quicker pace. When given the signal to pull into line, move quickly to that position in the ring.

- e. Lead at a comfortable pace with the animal's head held high enough for impressive style, attractive carriage & graceful walk. Never allow a large gap to occur between your animal & the one ahead of you. Do not crowd the exhibitor ahead of you or lead in front of that animal so it cannot be seen by the judge.

2. Posing - 15 points

- a. When posing & showing an animal, stay on the animal's left side & stand faced at an angle to her in a position far enough away to see stance of her feet & her topline.
- b. Pose animal with feet squarely placed. The hind leg nearest the judge is posed slightly behind the other one when showing heifers or bulls. The hind leg nearest the judge should be far enough ahead to allow the judge to see both the fore & rear udder when exhibiting cows.
- c. Animal should be trained so the exhibitor can move it quickly & easily into the correct pose. The position of the rear legs should be reversed when the judge walks around to view the animal from the other side. Do not over show. When judge is observing the animal, let it stand when posed reasonably well.
- d. Face animal uphill, if possible, with her front feet on a slight incline.
- e. Always move quickly into line when given the signal by a judge. Neither crowd the exhibitor next to you nor leave enough space for another animal when you lead into a side-by-side position.
- f. Animal may be backed out of line when judge requests that her placing be changed. Move animal back by exerting pressure on the shoulder point with the thumb and finger of the right hand while pushing back with the halter. Many prefer to lead animal forward & around the end of the line or back through the line. Do not lead animal between the judge & an animal being observed. To move the animal ahead, pull gently on the lead strap.
- g. Do most of the showing with the halter & lead strap & avoid stepping on the animal's hind feet to move them.
- h. Be natural. Over showing, undue fussing, and maneuvering are objectionable.

3. Show Animal to Best Advantage - 10 points

- a. Quickly recognize the conformation faults of the animal you are leading & show to overcome them. You may be asked to exchange with another & show a different animal.
- b. For the judge to evaluate the animal properly, it is vital that the exhibitor know basic information such as birth date, fresh date, breeding date & due date. Knowledge of this information will help show the animal to best advantage.

4. Poise, Alertness & Attitude - 10 points

- a. Keep an eye on your animal & be aware of the position of the judge at all times. Do not be distracted by people or activities outside the ring.
- b. Show animal at all times & not yourself.

- c. Respond rapidly to requests from the judge & officials.
- d. Be courteous & sportsmanlike at all times.
- e. Keep showing until the entire class has been placed & the judge has given the results.

Herdsmanship Contest

The purpose of this contest is to teach young herdsman how to properly exhibit animals in the barn. It gives exhibitors experience in meeting and talking to visitors about their projects. There will be awards presented for herdsman. Judging will be regular.

Awards will be based on the following criteria:

- * See Sample of the Outstanding Club Herdsman Award Score Sheet in the appendix of this book*

Club Dairy Herd Award

Three placings will be awarded.

Open to any youth organization.

The following requirements must be met:

- * Exhibit four animals from three different exhibitors
- * Animals may be grade or purebred, any age, either sex, & any combination of dairy breeds are eligible
- * The herd does not have to be pre-entered
- * All animals must have been exhibited in the Junior Division individual classes
- * A club member may act as herdsman
- * A club or chapter may enter more than one herd if they meet all the above requirements

Dairy Production Awards

The South Central Dairy Testing will recognize the highest producing cow in each class of the Junior Fair Dairy Show.

- Exhibitors are to submit ICR (Individual Cow Record), which you can obtain from your field technician, on their animals **prior to the show**.
- Records must be a **completed** record.
- Records from all type tests (except Profitest) are eligible.
- Animals of all breeds, registered or grade are eligible, including dry class animals.

The highest actual 305 days (or less) pounds of milk produced by a cow in the class will receive the award.

Minimum requirements: Holstein - 18,168 pounds, Jersey - 11,070 pounds, Brown Swiss - 13,865 pounds, Ayrshire - 13,452 pounds

Senior Dairy Exhibitor Awards

This award will be presented once upon graduation from high school

The criteria are as follows:

1. Individual must demonstrate a high degree of showmanship skill.
2. Individual must make all entries in a timely & accurate manner & be in the show ring on time.
3. Individual must be cooperative with fair officials & other exhibitors.
4. Individual must maintain a neat & clean appearance.
5. All dairy livestock entered by the individual must be clean, properly displayed & cared for throughout the fair.

Dress A Cow Contest

1. All dairy exhibitors are encouraged to participate in the Dress A Cow Contest
2. The exhibitors of the Supreme Cow and the Supreme Heifer are **REQUIRED** to participate in the Dress A Cow Contest
3. The Dress A Cow Contest will be held the **Saturday** of the fair at **7:30 p.m.**


Pee Wee Showmanship

MEAT ANIMAL Pee Wee Showmanship (Ribbon Only)

--- PLEASE NOTE ---

ALL PEE WEE SHOWMEN MUST BE ENTERED BY 10:00 a.m. THE DAY ON THE SHOW SIGN-UP IN THE FAIR OFFICE

Exhibitor must be younger than third grade, but at least five years of age. Animals will be provided. Exhibitors must wear durable protective shoes; NO sandals or flip flops are allowed in the show ring.



DEPARTMENT 2J

BEEF CATTLE

All exhibitors are required to follow the Regulations at the beginning of the Junior Division & the Animal Health Regulations Found in the Appendix

YQCA Is Not Required this Year
But is Strongly Recommended

ALL BEEF ENTRIES ARE REQUIRED TO INCLUDE ENTRY FEES & STALL RENTAL FEES WITH THEIR ENTRY FORMS. THERE WILL BE NO REFUNDS OF THESE FEES.

All 1st and 2nd Blue Animals

Must be Judged for

Grand Champion & Reserve Champion

No farm name, family name or ANY advertising, etc. will be allowed on shirts or hats of exhibitors while showing.

Any uncontrollable animal will not be allowed to be shown or sold and may be disqualified by the Juneau Co. Fair Board or the Judge

Definitions:

A **Junior Calf**-one born on or after Jan. 1 of exhibit year & shall be at least 4 months old at time of exhibit

A **Senior Calf**-one whose date of birth is between Sept. 1 & Dec. 31 of year preceding exhibit year

A **Summer Yearling**-one whose date of birth is between May 1 & Aug. 31 of year preceding exhibit year

A **Junior Yearling**-one whose date of birth is between Jan. 1 & April 30 of year preceding exhibit year

A **Senior Yearling**-one whose date of birth is between Sept. 1 & Dec. 31 of 2nd year preceding exhibit year

A **2 year-old or older cow** is one born before Sept. 1 of second year preceding exhibit year which has calved during the past year.

A **Cow & Calf** is a cow born before Sept. 1 of second year preceding exhibit year which has her present year's calf at her side.

All animals must be purebred
Unless otherwise stated.

Beef Breeding Classes

Entry form must list class letter & lot number

Class A --- Hereford

Class B --- Angus

Class C --- Galloway

Class D --- Simmental

Class E --- Crossbred

Class F --- Any Other Breed

Premiums: \$6.00 \$5.00 \$4.00 \$3.00

Lots:

1. Bull calf, junior
2. Bull calf, senior
3. Heifer calf, junior
4. Heifer calf, senior
5. Heifer, summer yearling
6. Heifer, junior yearling
7. Heifer, senior yearling
8. Cow, 2 years old and over
9. Cow and Calf

Grand Champion Male, each breed

Grand Champion Female, each breed

Beef Market Classes

Any animal exhibited in breeding class is not eligible to be shown in market classes. No tranquilizers may be used on animals shown in this class.

Sale animals exhibited must meet the

JUNEAU COUNTY FAIR

MEAT ANIMAL SALE requirements

Animals are NOT to be Fed or Watered

Right before Weigh-In

All 1st & 2nd Blue animals must be judged for

Grand Champion & Reserve Champion

No farm name, family name or ANY advertising, etc. will be allowed on shirts or hats of exhibitors while showing.

Please Note: If a class has fewer than 4 exhibits classes maybe combined.

Class I --- Feeder Calf

Premiums: \$6.00 \$5.00 \$400 \$3.00

1. Calf - 10 months old or less as of fair

On entry form write only the class letter.

The lot number by weight will be assigned after final weigh-in.

Class J --- Dairy Breed

Class K --- Beef Breed

Premiums: \$6.00 \$5.00 \$400 \$3.00

Lots:

1. Under Weight Market Steers
2. Light Weight Market Steers
3. Middle Weight Market Steers
4. Heavy Weight Market Steers
5. Over Weight Market Steers

Grand Champion Steer
- Ribbon & Trophy

Reserve Champion Steer
- Ribbon & Trophy

Class S --- Showmanship


Entry form must list class letter & lot number.

Premiums: \$3.00 \$2.50 \$2.00 \$1.50

(Grades determined as of Jan. 1st of this year)

Lots:

1. Beginner, Grade 3-5
2. Intermediate, Grade 6-8
3. Senior, Grade 9 and up



DEPARTMENT 3J
SWINE

All exhibitors are required to follow the Regulations at the beginning of the Junior Division & the Animal Health Regulations Found in the Appendix

YQCA Is Not Required this Year

But is Strongly Recommended

ALL SWINE ENTRIES ARE REQUIRED TO INCLUDE ENTRY FEES & STALL RENTAL FEES WITH ENTRY FORMS. THERE WILL BE NO REFUNDS OF THESE FEES.

PLEASE NOTE

In accordance with a recommendation from the Wisconsin State Veterinarian the Juneau County Fair Swine show to be a **TERMINAL** Show. A terminal show means that all swine exhibited at the Juneau County Fair will be sent to harvest; they will not be able to be taken home.

All 1st & 2nd Blue animals must be judged for Grand Champion & Reserve Champion.

No farm name, family name or ANY advertising, etc. will be allowed on shirts or hats of exhibitors while showing.

Sale animals exhibited must meet the JUNEAU COUNTY FAIR

MEAT ANIMAL SALE requirements

Animals are not to be fed or watered Right before Weigh-In

Only two hogs/pigs may be brought to the fair per exhibitor.

If more than 12 animals are entered in any class, the class may be divided.

On entry form write only the class letter.

The lot number by weight will be assigned after final weigh-in.

Class A --- Market Animals: gilts or barrows

Premiums: \$6.00 \$5.00 \$400 \$3.00

Lots:

1. Under Weight Market Hogs
2. Light Weight Market Hogs
3. Middle Weight Market Hogs
4. Heavy Weight Market Hogs
5. Over Weight Market Hogs

Grand Champion Market Hog

- Ribbon and Trophy

Reserve Champion Market Hogs

- Ribbon & Trophy

Class S --- Showmanship


Premiums: \$3.00 \$2.50 \$2.00 \$1.50

Entry form must list class letter & lot number.

(Grades determined as of Jan. 1st of this year)

Lots:

1. Beginner, Grade 3-5
2. Intermediate, Grade 6-8
3. Senior, Grade 9 and up



DEPARTMENT 4J
SHEEP

All exhibitors are required to follow the Regulations at the beginning of the Junior Division & the Animal Health Regulations Found in the Appendix

YQCA Is Not Required this Year

But is Strongly Recommended

ALL SHEEP ENTRIES ARE REQUIRED TO INCLUDE ENTRY FEES AND STALL RENTAL FEES WITH THEIR ENTRY FORMS. THERE WILL BE NO REFUNDS OF THESE FEES.

All 1st & 2nd Blue animals must be judged for Grand Champion & Reserve Champion.

No farm name, family name or ANY advertising, etc. will be allowed on shirts or hats of exhibitors while showing.

Sale animals exhibited must meet the JUNEAU COUNTY FAIR

MEAT ANIMAL SALE requirements

Animals are not to be fed or watered

Right before Weigh-In

In breeding classes, Columbias, Corriedales, Rambouillets, & Targhees shall be shown with 2" or less of wool.

All meat breeds shall have been completely shorn not more than 2 months nor less than 2 weeks prior to show date.

Definitions:

- A **spring lamb** for Cheviot, Southdown, Columbia or Oxford breeds is one born on or after Feb. 1st of exhibit year
- For all other breeds, a **spring lamb** is one born on or after Dec. 15th of the year preceding exhibit year
- A **fall lamb** for the Cheviot, Southdown, Columbia or Oxford breeds is one whose date of birth is between Sept. 1 of preceding exhibit year & Jan. 31 of exhibit year
- For all other breeds, a **fall lamb** is one with date of birth between Sept. 1 & Dec. 14 of preceding exhibit year
- A **mature ram or ewe** is one born before Jan. 1 of the year preceding exhibit year
- A **yearling ram or ewe** is one born outside the date of birth limitations listed above. The age of yearlings may be subject to verification by a veterinarian's examination whose findings shall be final.
- A **market lamb** is one born after Jan. 1 of exhibit year (male lambs must be neutered)
- **Flock of 3** - Ram, ewe lamb, yearling or mature ewe

Breeding Classes

Entry form must list class letter & lot number.

Class A --- Hampshire

Class B --- Shropshire

Class C --- Columbia

Class D --- Suffolk

Class E --- Dorset

Class F --- Lincoln

Class G --- Targhee

Class H --- Any Other Purebred Breed

Class I --- Any Other Crossbred

Premiums: \$6.00 \$5.00 \$400 \$3.00

Lots:

1. Spring ram lamb
2. Fall ram lamb
3. Yearling ram
4. Spring ewe lamb
5. Fall ewe lamb
6. Yearling ewe
7. Mature ewe
8. Pair of lambs
9. Flock of 3

Champion Male, each breed

Champion Female, each breed

Market Lambs

Market lambs may be any breed or crossbred ewe or wether and born after January 1 of exhibit year.

All 1st & 2nd Blue animals must be judged for Grand Champion & Reserve Champion.

On entry form write class only.

Lot number will be assigned after final weigh-in.

Class M --- Market Lambs

Premiums: \$6.00 \$5.00 \$400 \$3.00

Lots:

1. Under Weight Market Lambs
2. Light Weight Market Lambs
3. Middle Weight Market Lambs
4. Heavy Weight Market Lambs

5. Over Weight Market Lambs

**Grand Champion Lamb - Ribbon and Trophy
Reserve Champion Lamb - Ribbon and Trophy**

Class S --- Showmanship

Premiums: \$3.00 \$2.50 \$2.00 \$1.50

Entry form must list class letter & lot number.

(Grades determined as of Jan. 1st of this year)

Lots:


1. Beginner, Grade 3-5
2. Intermediate, Grade 6-8
3. Senior, Grade 9 and up

Class W --- Market Wool / Fleece

Premiums: \$2.00 \$1.75 \$1.50 \$1.25

Lots:

1. White Wool
2. Solid Black Wool
3. Any Other Solid Color
4. Variegated Wool



DEPARTMENT 5J
GOATS

All exhibitors are required to follow the Regulations at the beginning of the Junior Division & the Animal Health Regulations Found in the Appendix.

YQCA Is Not Required this Year

But is Strongly Recommended

No farm name, family name or ANY advertising, etc. will be allowed on shirts or hats of exhibitors while showing.

Sale animals exhibited must meet the requirements of the JUNEAU COUNTY FAIR MEAT ANIMAL SALE

Animals are not to be fed or watered

Right before Weigh-In

Goats with full natural horns may not be entered in the fair unless the horns are a standard for a specific breed.

Does which have freshened must be shown in the appropriate lot number.

All animals in lot numbers 1-4 may have never freshened, & all other animals, including dry milkers, shall have freshened.

On entry form

List both class letter & lot number

Dairy Goats

Class A --- Nubian

Class B --- Alpine

Class C --- Pygmy

Class D --- Angora

Class E --- LaManche

Class F --- Nigerian Dwarf

Class G --- Crossbred (not meat breeds)

Class H --- Any Other Purebred Dairy Goat

Premiums: \$6.00 \$5.00 \$400 \$3.00

Lots:

1. Junior Doe Kid
- under 4 months of age
2. Senior Doe Kid
- at least 4 months, but under 7 months of age
3. Junior Yearling Doe
- at least 7 months, but under 12 months of age
4. Senior Yearling Doe
- is at least 12 months but under 24 months of age,
not in milk
5. Doe at least 2 years old but under 3 years old
6. Doe at least 3 years old but under 5 years old
7. Doe at least 5 years old
8. Wether under 1 year old
9. Wether at least 1 year old

**Grand Champion & Reserve Dairy Goat
- Ribbons & Trophies –**

Meat Goats

Class I --- Boar

Class J – Myotonic (Fainting)

Class K – Kilo

Class L – Pygmy

Class M – Any Other Purebred Breed

Class N – Crossbred

Premiums: \$6.00 \$5.00 \$400 \$3.00

Lots:

1. Kid - under 1 year of age
2. Yearling Doe – 1 to 2 years old, never freshened
3. Yearling Doe – 1 to 2 years old, has freshened
4. Mature Doe – over 2 years old
5. Junior Wether – Less than 6 months old
6. Senior Wether – Over 6 months old

Market Goats

PLEASE NOTE: A Market Goat may NOT also be shown as a Meat Goat & ONLY Market Goats are eligible to be sold at the Meat Animal Sale

Market goats may be any breed or crossbred doe or wether and born after January 1 of exhibit year.

All 1st & 2nd Blue animals must be judged for Grand Champion & Reserve Champion.

On entry form write class only.

Lot number will be assigned after final weigh-in.

Class P --- Market Goats

Premiums: \$6.00 \$5.00 \$400 \$3.00

Lots:

1. Under Weight Market Goat
2. Light Weight Market Goat
3. Middle Weight Market Goat s
4. Heavy Weight Market Goat s
5. Over Weight Market Goat

Grand Champion Goat - Ribbon and Trophy

Reserve Champion Goat - Ribbon and Trophy

Class S --- Showmanship

Premiums: \$3.00 \$2.50 \$2.00 \$1.50

Entry form must list class letter & lot number.

(Grades determined as of Jan. 1st of this year)

Lots:

1. Beginners, Grade 3-5
2. Intermediate, Grade 6-8
3. Senior, Grade 9 and up

Pee Wee Showmanship

MEAT ANIMAL Pee Wee Showmanship (Ribbon Only)

--- PLEASE NOTE ---

**ALL PEE WEE SHOWMEN MUST BE ENTERED BY
10:00 a.m. THE DAY ON THE SHOW
SIGN-UP IN THE FAIR OFFICE**

Exhibitor must be younger than third grade, but at least five years of age. Animals will be provided. Exhibitors must wear durable protective shoes; NO sandals or flip flops are allowed in the show ring.



DEPARTMENT 6J HORSES

All exhibitors are required to follow the Regulations at the beginning of the Junior Division & the Animal Health Regulations Found in the Appendix

PLEASE NOTE

ALL Junior Horses must be Checked-In by the Horse Superintendent BEFORE 3:00 p.m. on Wednesday and remain on exhibit until Sunday at 4:00 p.m.

Horses must have a negative Coggins test for equine infectious anemia within the current calendar year.

It is strongly recommended that horses be vaccinated for Rabies, Eastern/Western Encephalitis, Rhinopneumonitis, Flu, Tetanus, West Niles Virus and Strangles

No farm name, family name or ANY advertising, etc. will be allowed on shirts or hats of exhibitors while showing HELMETS that are SEI certified & meet ASTM F 116-90 MUST BE WORN WHILE RIDING OR DRIVING YOUR HORSES. BOOTS WITH A 1" HEEL MUST BE WORN WHILE WORKING WITH YOUR HORSES (NO TENNIS SHOES).

NO ENTRIES WILL BE ACCEPTED FOR ANY CLOVERBUDS, OR MEMBERS UNDER GRADE 3 AS

OF JANUARY 1 OF THE CURRENT YEAR IN ANY HORSE CLASS INCLUDING FUN CLASSES.

Horse Show Rules

1. Age of the horse is determined as of January 1 of the exhibit year. All horses birth dates are Jan. 1 (i.e. a horse born in April will be 1 year on the next Jan. 1)
2. Grade of the exhibitor is determined as of Jan. 1st of this year.
3. A single exhibitor can enter a **maximum of two (2)** equine (horse / pony / mule / hennie) for premiums.
4. No stallion born prior to January 1 of the exhibit year can be shown. (sucklings & weanlings only)
5. Ponies must enter pony classes when they are offered - mules / hennies likewise.
6. Horseless Horse Members may **only** enter horseless horse classes.
7. **ONLY THE EXHIBITORS** (grade 3 or older) are allowed to exercise or ride **THEIR OWN** horse(s) during the fair.

NO RIDING AFTER 10:00 P.M.

8. **Adult supervision in the form of a parent or leader must be present when horses are being exercised in the arena**
9. Horse exhibitors may ride **only** in the old or new arenas.
10. No horse is to be left unattended in the arena
11. No activity is allowed in the stalls except feeding, watering or caring for horses; i.e., **NO** sitting on horses, friends being in the stalls, etc.
12. **All stall doors must be labeled with the horse's name, your name, an emergency telephone number and your vet's telephone number**
13. **All equipment, hay, etc. must be kept in trailers and / or vehicles, except during the pleasure horse show**
14. Members of the same family may use the same horse, but the animal may not compete against itself. You may enter all the classes you are eligible for.
15. The show committee reserves the right to combine classes when there are less than 3 entries in a lot number, however, the exhibitors will still be judged individually in their grade
16. Animals uncontrollable or unable to be housed with others may be barred from exhibition
17. Animals must have water available at all times or premiums may be forfeited. If you cannot be in attendance make arrangements with another exhibitor
18. Ponies are designated as animals ranging in height to and including 56 inches at the withers.
19. The current State 4-H Horse Show Rules will apply in all cases not otherwise listed in this book. A copy is available from the UWEX Office
21. **There will be a show meeting held on the Monday of the fair at 7:00 p.m. - ALL exhibitors along with one (1) parent/guardian must attend.**

Premiums: \$6.00 \$5.00 \$400 \$3.00

Class A --- Halter

To be judged on the horse's confirmation to breed standards.

1. 2-Year Old & Under Horse @ halter
2. English Horse @ halter
3. Western Horse @ halter

4. Pony @ halter
5. Mule / Hennie @ halter

Selection of Top Equine @ halter

(Top 2 Exhibitors in each lot in Class A)

Lot numbers for Classes B thru L:

Premiums: \$6.00 \$5.00 \$400 \$3.00

HORSE ENTRIES

Lots:

1. Grades 3 - 5
2. Grades 6 - 8
3. Grades 9 - 11
4. Grades 12 & over

PONY ENTRIES

Lots:

5. Grades 3 - 5
6. Grades 6 - 8
7. Grades 9 - 11
8. Grades 12 & over

MULE / HENNIES ENTRIES

Lots:

9. Grades 3 - 5
10. Grades 6 - 8
11. Grades 9 - 11
12. Grades 12 & over

NOTE: Each exhibitor may entered in ONLY 1 Showmanship Class - B or C or D

Premiums: \$3.00 \$2.50 \$2.00 \$1.50

Showmanship is judged on the exhibitor's ability to handle & show their equine

Selection of Top Showman

(Anyone receiving a blue in Class B)

JR (Grades 3 - 8) SR (Grades 9 - 13)

Class B --- English Showmanship

Class C --- Western Showmanship

Class D --- Horseless Horse Showmanship

Open **only** to members enrolled in the horseless horse project

1/2 HOUR BREAK

Class E --- Walk/Trot

– Ribbons Only

Class F --- Horseless Horse Walk/Trot

– Ribbons Only

Open **only** to members enrolled in the horseless horse project.

Class G --- English Pleasure

Pleasure is judged on the horse's movement and ability to follow directions

Class H --- English Equitation

Equitation is judged on the exhibitor's ability to direct their horse

Selection of Top English Equine / Rider

(Anyone receiving a blue in English Classes)

judged 50% pleasure / 50% equitation

JR (Grades 3 - 8) SR (Grades 9 - 13)

Class I --- Hunter Hack

These classes are working classes over fences and consist of an exact sequence of movements ridden in an enclosed arena

1/2 HOUR BREAK

Class J --- Western Pleasure

Pleasure is judged on the equine's movement and the ability to follow directions

Class K --- Western Horsemanship

Horsemanship is judged on the exhibitor's riding and the ability to direct their horse

Selection of Top Western Equine / Rider

(Anyone receiving a blue in Western Classes)
judged 50% pleasure / 50% equitation

Class L --- Western Riding

Class M --- Pleasure Driving

Class N --- Trail Class

Gymkhana Classes

Premiums: \$6.00 \$5.00 \$400 \$3.00

Lots:

1. Grades 3 - 5
2. Grades 6 - 8
3. Grades 9 - 13

Class O --- Pole Bending

Class P --- Cloverleaf Barrels

Classes Q - U are Ribbons Only -

Class Q --- Flag Race


Class R --- Plug Race

Class S --- Speed & Action

Class T --- Ribbon Race

Class U --- Keyhole Race

PLEASE NOTE - Equine projects not involving live animals have been moved to Department 10J Animal & Vet Sciences



DEPARTMENT 7J POULTRY

All exhibitors are required to follow the Regulations at the beginning of the Junior Division & the Animal Health Regulations Found in the Appendix

YQCA Is Not Required this Year

But is Strongly Recommended

REMINDER of Rule 8 (from p. 9)

Exhibits entered in the Junior Division

CANNOT be entered in the Open Division

All birds must go through check-in inspection prior to entry into the fair building; any bird showing symptoms of a communicable disease or external parasites must be immediately removed from the fair grounds.

Exhibitors must furnish their own bedding
No farm name, family name or ANY advertising, etc. will be allowed on shirts or hats of exhibitors while showing.

LIMIT OF 15 FOWL PER EXHIBITOR

ALL FOWL must be in possession of the exhibitor prior to May 15th of the current exhibit year

On entry, list both class and lot number

LOT NUMBERS FOR

ALL POULTRY CLASSES

1. Old Male

Hatched prior to Jan. 1 of this year

2. Old Female

Hatched prior to Jan. 1 of this year

3. Young Male

Hatched after Jan. 1 of this year

4. Young Female

Hatched after Jan. 1 of this year

Please Note: If a class has fewer than 4 exhibits classes maybe combined.

Premiums: \$4.00 \$3.00 \$2.00 \$1.00

CHICKENS

American Breeds:

Class AA --- Plymouth Rock

Class AB --- Rhode Island

Class AC --- Wyandotte

Class AD --- New Hampshire

Class AE --- Any Other American Variety

Asiatic Breeds:

Class BA --- Brahmas

Class BB --- Cochins

Class BC --- Any Other Asiatic Variety

English Breeds:

Class CA --- Sussex

Class CB --- Australorp

Class CC --- Orpington

Class CD --- Any Other English Variety

Mediterranean Breeds:

Class DA --- Leghorn

Class DB --- Any Other Mediterranean Variety

Continental Breeds:

Class EA --- Polish

Class EB --- Any Other Continental Varieties

All Other Standard Breeds:

Class FA --- Any Game Variety

Class FB --- Any Oriental Variety

Class FC --- Any Other Standard Breed Variety

Crossbred

Class GA --- Egg Type - Standard Size

Class GB --- Meat Type

Bantam Breeds:

Game Bantam

Class HA --- Any Game Bantam Variety

Single Comb Clean Leg Bantam

Class IA --- Japanese

Class IB --- Plymouth Rock

Class IC --- Leghorn

Class ID --- Rhode Island

Class IE --- Any Other Single Comb Clean Leg Bantam

Rose Comb Clean Leg Bantam

Class JA --- Sebright

Class JB --- Wyandotte

Class JC --- Any Other Rose Comb Clean Leg

All Other Comb Clean Leg Bantam

Class KA --- Ameraucana

Class KB --- Polish

Class KC --- Any Other Non-Standard Bantam

Feathered Leg Bantam

Class LA --- Cochon

Class LB --- Silkie

Class LC --- Brahma

Class LD --- Any Other Feather Leg Bantam

DUCKS

Heavy Breeds:

Class MA --- Pekin

Class MB --- Aylesbury

Class MC --- Rouen

Class MD --- Muscovy

Class ME --- Any Other Heavy Duck Breed

Medium Breeds:

Class MF --- Crested

Class MG --- Cayuga

Class MH --- Swedish

Class MI --- Bluff

Class MJ --- Any Other Medium Duck Breed

Light Breeds:

Class MK --- Runner

Class ML --- Campbell

Class MM --- Magpie

Class MN --- Welsh Harlequin

Class MO --- Any Other Light Duck Breed

Bantam Breeds

Class MP --- Call

Class MQ --- East Indie

Class MR --- Mallard

Class MS --- Any Other Bantam Duck Breed

GEESE

Class NA --- Any Other Standard Goose Breed

TURKEYS

Class OA --- Any Standard Turkey Breed

PIGEONS / DOVES

Class PA --- Any Performing Breed

Class PB --- Any Utility Breed

Class PC --- Any Fancy Breed

Class PD --- Any Dove Breed

Class PE --- Any Other Standard Pigeon Breed

MISCELLANEOUS POULTRY

Class QA --- Guinea Fowl

Class QB --- Pheasants

Class QC --- Pea Fowl

Class QD --- Any Other Fowl

MARKET / MEAT POULTRY

Sale animals exhibited must meet the
JUNEAU COUNTY FAIR

MEAT ANIMAL SALE requirements

Please Note: All Market Poultry Fall Under Lot 1

Class RA --- Capons, 2 birds, each over 7 lbs.

Class RB --- Roasters, 2 birds, either sex, each over 5 lbs.

Class RC --- Broilers, 2 young birds, each 2.5 - 4.5 lbs.

Class RD --- Yearling Hen, one to be judged on past egg production - **MUST** bring laying record

Class RE --- Young Duck, either sex, 5 lbs. or over

Class RF --- Young Goose, either sex, 7 lbs. or over

Class RG --- Young Turkey, either sex, over 15 wks. of age

SHOWMANSHIP

Class SA --- Showmanship

Premiums: \$3.00 \$2.50 \$2.00 \$1.50

--- Showmanship MAY be held PRIOR TO
or DURING THE BREED CLASSES

--- SHOWMANSHIP - Must Pre-Enter
(Grades determined as of Jan. 1st of this year)

Lots:

1. Beginners, Grades 3-5
2. Intermediate, Grades 6-8
3. Senior, Grades 9 - 13

EGGS

Best One-Half Dozen of Grade A Eggs
Exhibited in an Egg Cartoon

All Egg Classes Fall under Lot 1

Class TA --- White Eggs

Class TB --- Brown Eggs

Class TC --- Colored Eggs

Class TD --- Duck Eggs

Class TE --- Bantam Eggs

Class TF --- Any Other Type Eggs


POULTRY BEST OF SHOW

POULTRY FUN CLASSES

To be held half an hour prior to show time
--- Ribbon ONLY ---

Class UA --- Costume Class

Class UC --- Lightest Fowl



DEPARTMENT 8J **RABBITS**

All exhibitors are required to follow the
Regulations at the beginning of the
Junior Division & the Animal Health Regulations
Found in the Appendix

YQCA Is Not Required this Year

But is Strongly Recommended

REMINDER of Rule 8 (from p. 9)

Exhibits entered in the Junior Division

CANNOT be entered in the Open Division

No farm name, family name or ANY advertising, etc. will
be allowed on shirts or hats
of exhibitors while showing.

Exhibitors must furnish their own bedding

Exhibitors must wear long-sleeved shirt

Rabbits must be free of ear mites
and any other disease

**Rules Governing The Awarding
Of Trophies are based upon the
Best of Show & Standard of Perfection**

1. If there are no entries eligible for the trophy, the trophy will NOT be awarded
2. Disqualifications of trophies are as follows:
 - a. Any signs of disease
 - b. Over or under weight entry
 - c. Altered appearance (painted toe nails, dyed fur, powdering, etc.)
 - d. Abnormalities of ears, eyes, teeth, etc.
 - e. Entry does not meet the standards of the breed

**The 3 Best of Show Winners will compete for
The Standard of Perfection Trophy**

*****LIMIT OF 15 RABBITS PER EXHIBITOR*****

Entry must list both class & lot number.

Premiums: \$4.00 \$3.00 \$2.00 \$1.00

LOT NUMBERS FOR ALL

BREED RABBIT CLASSES

1. Buck, Junior (3 to 6 months of age)
2. Doe, Junior (3 to 6 months of age)
3. Buck, Senior (over 6 months of age)
4. Doe, Senior (over 6 months of age)

**Please Note: If a class has fewer than 4 exhibits
classes maybe combined.**

Class A --- Pet Rabbit

Lot 1 – For ALL Pet Rabbits

**If you are entering a rabbit in the
Pet Rabbit Class, this is the ONLY RABBIT
You may bring to this year's fair**

Purebred Rabbit Classes:

Class B --- American Sable

Class C --- Californian

Class D --- Champagne D'Argent

Class E --- Dutch

Class F --- Dwarf Hotot

Class G --- Flemish Giant

Class H --- Jersey Woolies

Class I --- Lilac

Class J --- Lion Heads

Class K --- Lop - English

Class L --- Lop - French

Class M --- Lop - Holland

Class N --- Lop - Mini

Class O --- Netherland Dwarf

Class P --- New Zealand

Class Q --- Polish

Class R --- Rex - Mini

Class S --- Rex - Standard

Class T --- Rhinelander

Class U --- Satin

Class V --- Silver Fox

Class W --- Silver Marten

Class X --- Tan

Class Y --- Any Other 4 Class Breed

Class Z --- Any Other 6 Class Breed

**4 Class & 6 Class
Best of Show & Reserve Best
of Show Awards**

Crossbred Rabbit Class

Class ZCA --- Any Crossbred Rabbit

Doe and Offspring Class

Class ZCB --- 1 Doe & Offspring

(this will count as 1 entry - but may use 2 cages)

Market Rabbit Classes

Please Note:

All Market Rabbits Fall under Lot 1

Market rabbits cannot be shown in

Any other lot number

Meat Sale Rabbits must meet the requirements

Of the JUNEAU COUNTY FAIR

MEAT ANIMAL SALE to be eligible to sell at the sale

**Class ZMA --- Single Fryer, not over 69 days
old & between 3.5 to 5.5 #s**

**Class ZMB --- Roaster Rabbit, between 70 &
180 days of age over 5.5 #s**

**Class ZMC --- Meat Pen -3 rabbits, same
breed and variety, not over
69 days old & 3.5 to 5.5 #s**

All 3 must be caged together at the Fair

Class ZS Rabbit Showmanship

PLEASE NOTE

**Showmanship Must Pre-Enter & Will Be Judged DURING
& / or PRIOR to the Breed Classes**

TOP SHOWMANSHIP AWARDS

Will Be AWARDED to QUALIFYING Scores ONLY

Premiums: \$3.00 \$2.50 \$2.00 \$1.50

Lots: (Grades determined as of Jan. 1st of this year)

1. Beginners, Grades 3-5
2. Intermediate, Grades 6-8
3. Senior, Grades 9 – 13



DEPARTMENT 9J
DOGS

**All exhibitors are required to follow the
Regulations at the beginning of the
Junior Division & the Animal Health Regulations
Found in the Appendix**

**No farm name, family name or ANY advertising, etc.
will be allowed on shirts or hats
of exhibitors while showing.**

**Exhibitor MUST have for display a photo of him/herself
with pet mounted on 12" X 12" tag board or scrapbook**

paper within a plastic sheet protector. On this poster put your name and your pet's name. These posters are due on Sunday at the Dog Show.

PLEASE NOTE

Failure to exhibit a photo - as stated above, will result in the loss of premium monies within this department.

All dogs are required to show veterinary proof of current distemper, hepatitis, leptospirosis, rabies & parvovirus inoculations prior to judging day

No dog shall be allowed to be shown if there is any indication of poor health

ALL exhibitors and their dogs must be

Present at the time of the Dog Agility Show for the Presenting of Awards & Ribbons

Definitions:

Beginning Pre-Novice is open to exhibitors in Kindergarten - 4th grade. This class is ribbon only and a qualifying score is NOT required in order to advance to a pre-novice class.

Pre-Novice A is open to exhibitors having no previous experience training a dog with no previous training.

Pre-Novice B is open to exhibitors with previous experience in training a dog, but is now training an untrained dog, or an inexperienced exhibitor is showing a previously trained dog.

Novice is open to an exhibitor dog team who has received a qualifying score in a Pre-Novice B class.

Graduate Novice is open to an exhibitor dog team who has received a qualifying score in a Novice class.

Pre-Open is open to an exhibitor dog team who has received a qualifying score in a Graduate Novice class.

Open is open to an exhibitor dog team who has received a qualifying score in a Pre-Open class.

A qualifying score is achieved once an exhibitor dog team scored 170 out of a possible 200 points and at least half of the maximum points for each exercise during a single obedience trail.

Grades determined as of Jan. 1st of this year

**Class A --- Beginning Pre-Novice
- Ribbon Only -**

All work on leash, recall without finish;
sit for exam; no stays

Lot: 1. Beginners Pre-Novice, Grades K – 4 ONLY

Premiums: \$4.00 \$3.00 \$2.00 \$1.00

Class B --- Pre-Novice A

All work on leash; heel, figure 8, stand for exam.,
recall, long sit - 1 min, long down - 1 min.

Lots: 1. Pre-Novice A, Grade 3-6

2. Pre-Novice A, Grade 7 and up

Class C --- Pre-Novice B

All work on leash; heel, figure 8, stand for exam, recall,
long down -1 min.

Lots: 1. Pre-Novice B, Grade 3-6

2. Pre-Novice B, Grade 7 and up

Class D --- Novice

Heel & figure 8 on leash; stand for examination
off leash, recall off leash, long sit off leash
- 1 min., long down off leash - 1min.,
heel off leash

Lots: 1. Novice A, open only to 1st time novice
dogs & exhibitors

2. Novice B, open to second year novice
dogs (for novice dogs and exhibitors
not ready to show at graduate novice
level)

Class E --- Graduate Novice

All work off leash except heel.
Heel on leash and off leash,
figure 8, stand for examination,
drop on recall, long sit - 1 min.

Lot: 1. Graduate Novice, All Grades

Class F --- Pre-Open

All work off leash. Heel, figure 8, drop on
recall, Retrieve dumbbell on flat, broad jump

Lot: 1. Pre-Open, All Grades

Class G --- Open

All work off leash. Heel, figure 8, drop on
recall, Retrieve dumbbell on flat, retrieve
dumbbell over high jump

Lot: 1. Open, All Grades

Class S --- Showmanship

Premiums: \$3.00 \$2.50 \$2.00 \$1.50

Lots: (Grades determined as of Jan. 1st of this year)

1. Beginners, Grades 3-5

2. Intermediate, Grades 6-8

3. Senior, Grades 9 – 13

Dog Agility

Premiums: \$4.00 \$3.00 \$2.00 \$1.00

Standard Course - Obstacles includes tunnels,
table walk over, A frame, bar jumps, broad
jump, panel jump, weave poles, and teeter totter

**Use Lot Numbers Below for all Agility
Classes**

Lots: (Grades determined as of Jan. 1st of this year)

1. Beginners, Grades 3-5

2. Intermediate, Grades 6-8

3. Senior, Grades 9 – 13

Class H --- 4" Jump Height

Class I --- 8" Jump Height

Class J --- 12" Jump Height

Class K --- 16" Jump Height

JTT Course – Obstacles include various jumps,
tunnels and table

- RIBBONS ONLY –

Class L --- 4" Jump Height

Class M --- 8" Jump Height

Class N --- 12" Jump Height

Class O --- 16" Jump Height



DEPARTMENT 10J **ANIMAL & VET SCIENCE**

All exhibitors are required to follow the
Regulations at the beginning of the
Junior Division & the Animal Health Regulations
Found in the Appendix

No farm name, family name or ANY advertising, etc.
will be allowed on shirts or hats
of exhibitors while showing

Exhibitor must have for display a photo of
him/herself with pet mounted on 8½"x11" tag board. On
tag board put your name and your pet's name. Prepare
your photo tag board by punching holes in top right and
top left corners for hanging. Hang entry tag in right-
side hole.

Bring this photo tag board to the Non-animal
Youth Exhibit Building, by NOON on Thursday and
check it in with the building supervisor.

PLEASE NOTE

**Failure to exhibit a photo - as stated above will result in
the loss of premium monies within this department.**

Small animals are to be brought to
the fair on judging day only
- Except for Cavies -

Please Refer to the Notes under Cavy Lot Number
Exhibitors in small animal lot numbers
Must Be Present for judging

All small animals shall be restrained on a leash or in a
cage. Animals not restrained will be disqualified.
All Ferrets must be vaccinated for rabies by a licensed
veterinarian. Proof must be presented to the building
superintendent one-half hour prior to the show.

Class A --- Other Small Pets

Premiums: \$4.00 \$3.00 \$2.00 \$1.00

1. Cavy (Guinea Pig) – Male
 2. Cavy (Guinea Pig) – Female
- PLEASE NOTE** - Cavies MAY be exhibited at the fair
within the Rabbit & Poultry Barn
--- This is the Individual Exhibitor's Choice ---
Cavies will be housed in cages provide by the exhibitor
- cages must be open wire - so cavies can be seen
- Exhibitors choosing to keep their cavies at the fair,
the photo poster requirement is waived.
3. Any Large Caged Bird - such as a parrot, cocures,
cockatoos, macaws, etc.
 4. Any Small Caged Bird - such as a parakeet, canary,
finch, cocktail, love bird, etc.
 5. Any Other Small Animal Pet, except rabbits, dogs, cats,
& kittens

Class B --- Veterinary Science

Premiums: \$2.00 \$1.75 \$1.50 \$1.25


Reminders:

- All posters **MUST** be on
14" x 22" tag board
 - All posters **Must** have a hole punched in
the 2 top corners for hanging at the fair
 - **ALL Scrapbooks Must Have At Least 10
Pages**
1. Scrapbook of your vet science project work
 2. Poster on your vet science project work
 3. Any Other Veterinary Science Exhibit,
not listed above

The Following Classes are Open to Exhibitors - Enrolled in
the Corresponding Animal Projects

- Class C --- Dairy** - Open to Exhibitors
Enrolled in the Dairy Projects
- Class D --- Beef** - Open to Exhibitors
Enrolled in the Beef Project
- Class E --- Swine** - Open to Exhibitors
Enrolled in the Swine Project
- Class F --- Sheep** - Open to Exhibitors
Enrolled in the Sheep Project
- Class G --- Goats** - Open to Exhibitors
Enrolled in the Goat Project
- Class H --- Horses** - Open to Exhibitors
Enrolled in the Horse Project
- Class I --- Poultry** - Open to Exhibitors
Enrolled in the Poultry Project
- Class J --- Rabbit** - Open to Exhibitors
Enrolled in the Rabbit Project
- Class K --- Dogs** - Open to Exhibitors
Enrolled in the Dog Project
- Class L --- Small Animals** - Open to Exhibitors
Enrolled in the Small Animal Project
- Class M --- Exotic Domestic Animals** -
Open to Exhibitors Enrolled in the
Exotic Domestic Animal Project
- Class N --- Cats** - Open to Exhibitors
Enrolled in the Cat Projects

1. Poster or Scrapbook depicting the history of a breed
of your animal species
2. Safety poster or scrapbook of safety habits to use
around your animal species
3. Poster or Scrapbook depicting breeds of your
animal species and their characteristics
4. Poster or Scrapbook depicting diseases and / or
parasites of your animal species
5. Poster or Scrapbook depicting any 10 things
pertaining to proper care and handling of your
animal species
6. Model collection of your animal species
7. Handmade tack or equipment for your animal
species
8. Handmade costume for model animal
9. Model animal reshaped or refinished
10. Poster or Scrapbook highlighting careers in animal
and / or veterinary sciences
11. Any other exhibit appropriate to this project, not
listed above



DEPARTMENT 11J **EXOTIC DOMESTIC ANIMALS**

All exhibitors are required to follow the Regulations at the beginning of the Junior Division & the Animal Health Regulations Found in the Appendix including all required USDA ear tags and health papers.

No farm name, family name or ANY advertising, etc. will be allowed on shirts or hats of exhibitors while showing.

Breed classes are open to all animals, male and female, however no intact male camelid, equine or bull over 12 months are not permitted to enter and no intact male goat or sheep over 6 months are not permitted to enter.

All weathers, geldings and steers are permitted.

All Exotic Domestic Animals are to be checked in with the barn superintendent before 3:00 p.m. on Wednesday and must remain on exhibit until 4:00 p.m. on Sunday

Class A --- Exotic Domestic Breeds

Premiums: \$6.00 \$5.00 \$4.00 \$3.00

1. Llama
2. Alpaca
3. Ostrich, Emu, or Any Other Large Exotic Bird
4. Any Small Exotic Bird – Male
5. Any Small Exotic Bird - Female
6. Hair Sheep
7. Any Other Exotic Sheep
8. Miniature Donkey, Mule or Horse
9. Miniature Beef or Dairy Cattle
10. Lizard
11. Turtle / Tortoise
12. Any Other Exotic Mammal
13. Any Other Exotic Reptile / Amphibian

Showmanship:

Premiums: \$3.00 \$2.50 \$2.00 \$1.50

Class B --- Llama / Alpacas

Class C --- Exotic Birds

Class D --- Exotic Goats

Class E --- Exotic Pigs

Class F --- Miniature Donkey, Mule or Horse

Class G --- Miniature Cattle

Class H --- Any Other Exotic Domestic Animal

(Grades determined as of Jan. 1st of this year)

Lots:

1. Beginners, Grades 3-5
2. Intermediate, Grades 6-8
3. Senior, Grades 9 – 13

Exotic Animal Performance Classes

* Ribbon ONLY*

Class K --- Obstacle Class – Small Animals under 36”

Class L --- Obstacle Class – Small Animals over 36”

Class M --- Costume Class - Small Animals under 36”

Class N --- Costume Class - Small Animals over 36”

Class O --- Exotic at Cart – Any exotic(s) under harness hitched to a two wheel cart with a driver.

Use Lot Numbers Below for

Exotic Animal Performance Classes

(Grades determined as of Jan. 1st of this year)

Lots:

1. Beginners, Grades 3-5
2. Intermediate, Grades 6-8
3. Senior, Grades 9 – 13



DEPARTMENT 13J **CATS & KITTENS**

All exhibitors are required to follow the Regulations at the beginning of the Junior Division & the Animal Health Regulations Found in the Appendix

No farm name, family name or ANY advertising, etc. will be allowed on shirts or hats of exhibitors while showing.

All cats & kittens over 4 months old must show veterinary proof of vaccination for Rabies & Panleukopenia (Distemper), at least 3 weeks before the fair.

Proof of vaccination must be presented to the Superintendent one-half hour prior to the cat show. **ADULT MALES MUST BE NEUTERED.** Mixed Breeds and Purebred cats will be shown together unless numbers in a class warrant separation (more than 6 entries).

Any cat or kitten with ear mites and/or disease will be disqualified and be asked to leave the grounds **at once.**

Cats and kittens are to be checked in between 5:00 p.m. and 5:30 p.m.

All cats & kittens must be in cages, carriers, or on a leash
Claws must be trimmed

Exhibitor **must** have for display a photo of him/herself with the pet mounted on 8½”x11” tag board. On tag board put your name and your pet’s name. Prepare your photo tag board by punching holes in top right and top left corners for hanging.

Hang entry tag in right-side hole.

Bring exhibits to the Youth Exhibit Building Department
10J Animal and Vet Science before noon on Thursday

PLEASE NOTE

Failure to exhibit a photo - as stated above will result in the loss of premium monies within this department.

- Pregnant and Nursing Females cannot be exhibited
- Long Hair is defined as more than 1 inch in length
- Short hair is defined as less than 1 inch in length

Class A --- Cats


Premiums: \$4.00 \$3.00 \$2.00 \$1.00

Lots:

1. Kitten male, long hair, 4-8 mo.
2. Kitten male, short hair, 4-8 mo.
3. Kitten female, long hair, 4-8 mo.
4. Kitten female, short hair, 4-8 mo.
5. Adult female, unspayed, long hair, over 8 mo.
6. Adult female, unspayed, short hair, over 8 mo.
7. Adult male, neutered, long hair, over 8 mo.
8. Adult male, neutered, short hair, over 8 mo.
9. Adult female, spayed, long hair, over 8 mo.
10. Adult female, spayed, short hair, over 8 mo.
11. Adult male, neutered, long hair, under 8 mo.
12. Adult male, neutered, short hair, under 8 mo.
13. Adult female, spayed, long hair, under 8 mo.
14. Adult female, spayed, short hair, under 8 mo.

***** PLEASE NOTE*****

Cat Projects not involving live animals have been moved to Department 10J Animal & Vet Science



DEPARTMENT 14J
PLANT & SOIL SCIENCE

All exhibitors are required to follow Junior Division Rules

No entries accepted after entry deadline

- Write variety of crop on entry tag.
- Sheaves of grain are to be 3" in diameter with stalks stripped of outside leaves and butts evenly trimmed, Tie 2" below heads & 4" from butt
- Put loose grains in gallon size zip-lock bags

Premiums: \$2.00 \$1.75 \$1.50 \$1.25

Class A --- Field Crops

Lots:

1. ½ gallon oats
2. ½ gallon soybeans

3. ½ gallon shelled corn
4. Sheaf of oats
5. Sheaf of wheat
6. Sheaf of barley
7. Field Corn, Under 100 day R.M.
8. Field Corn, Over 100 day R.M.

(3 stalks field corn, include brace roots, part of root system, remove most soil, tie together)

9. Hay, 4-inch slab - put in clear plastic garbage bag, label it 1st / 2nd / 3rd crop cutting & what type of bale it came from (large bale, small bale, round bale, etc.)
10. Haylage, in gallon zip lock bag, label what kind of silo it came from (silo bag, concrete silo, sealed silo, bunker, etc.)

11. Sheaf of alfalfa
12. Sheaf of clover
13. Sheaf of rye
14. Sheaf of soybean
15. Sheaf of mixed forage

16. Any Other Exhibit relating to this class, not listed

--- For tips about displaying / preparing vegetables for the fair refer to the following guide:

<http://learningstore.uwex.edu/Exhibiting-and-Judging-Vegetables-P763.aspx> (download PDF for FREE)

--- NOTE - The specimen numbers are different than what is required here at the Juneau County Fair - so be sure to go by the number of vegetables listed below for each lot number.

PLEASE NOTE: Plates/deep trays will not be provided at the fair. Make sure that you have a sturdy plate/deep tray that your vegetables will not roll off of. The entry tag must be securely fastened to the plate/deep tray.

Class B --- Market Garden

Containers will **NOT** be provided for exhibit at fair

Lots:

1. 6 potatoes, early, write variety on entry tag
2. 6 potatoes, late, write variety on entry tag

Class C --- Garden Boxes

Containers will **NOT** be provided for exhibit at fair
(1 of each different vegetable is required)

Lots:

1. 1st year exhibitor - 4 different required vegetables,
2. 2nd year exhibitor - 5 different required vegetables
3. 3rd year and over exhibitor 6 different required vegetables

Class D --- Garden Vegetable & Fruit Plates

The specific variety of each Vegetables & Fruits

MUST be written on each entry tag

Grade 3-5 Grade 6-8 Grade 9 & Up (Grades determined as of Jan. 1st of this year)

Lots:

- | | | | |
|---|----|----|------------------------|
| 1 | 40 | 80 | Onions, red - 3 |
| 2 | 41 | 81 | Onions, white - 3 |
| 3 | 42 | 82 | Onions, yellow - 3 |
| 4 | 43 | 83 | Tomatoes, cherry - 3 |
| 5 | 44 | 84 | Tomatoes, green - 3 |
| 6 | 45 | 85 | Carrots, half long - 3 |
| 7 | 46 | 86 | Carrots, long - 3 |

- | | | | |
|----|----|-----|---|
| 8 | 47 | 87 | "Funny/Special"
Shaped Vegetable - 1 |
| 9 | 48 | 88 | Beets - 3 |
| 10 | 49 | 89 | Cucumbers, slicing - 3 |
| 11 | 50 | 90 | Cucumbers, pickling - 3 |
| 12 | 51 | 91 | Sweet corn - 3 ears |
| 13 | 52 | 92 | Peppers, hot - 3 |
| 14 | 53 | 93 | Peppers, sweet - 3 |
| 15 | 54 | 94 | Beans, green snap - 8 pods |
| 16 | 55 | 95 | Beans, yellow wax - 8 pods |
| 17 | 56 | 96 | Cabbage - 1 head |
| 18 | 57 | 97 | Squash, summer - 2 |
| 19 | 58 | 98 | Rhubarb - 2 stalks |
| 20 | 59 | 99 | Broccoli - 1 head |
| 21 | 60 | 100 | Muskmelon / Cantaloupe - 1 |
| 22 | 61 | 101 | Watermelon - 1 |
| 23 | 62 | 102 | Cauliflower - 1 head |
| 24 | 63 | 103 | Kohlrabi - 3 |
| 25 | 64 | 104 | Jack-O-Lantern
or Pie Pumpkin - 1 |
| 26 | 65 | 105 | Tomatoes, sauce - 3 |
| 27 | 66 | 106 | Tomatoes, salad - 3 |
| 28 | 67 | 107 | Ornamental Corn
- 3 ears (last season's) |
| 29 | 68 | 108 | Gourds - 3 |
| 30 | 69 | 109 | Garlic - 2 bulbs |
| 31 | 70 | 110 | Eggplant - 1 |
| 32 | 71 | 111 | Any Other Vegetable - not listed |

Class E --- Fruit

**The specific variety of each Vegetables & Fruits
MUST be written on each entry tag**

Grade	Grade	Grade	(Grades determined as of
3-5	6-8	9 & Up	Jan. 1 st of this year)

Lots:

- | | | | |
|---|----|----|---|
| 1 | 11 | 21 | Apples - 3 |
| 2 | 12 | 22 | Pears - 3 |
| 3 | 13 | 23 | Berries - 1 pint |
| 4 | 14 | 24 | Any Other Fruit - not listed
- 3 or 1 pint |

Class F --- Herbs - (fresh cut in water, 3 stems)

**The specific variety of each Vegetables & Fruits
MUST be written on each entry tag**

Grade	Grade	Grade	(Grades determined as of
3-5	6-8	9 & Up	Jan. 1 st of this year)

Lots:

- | | | | |
|---|----|----|---------------------------------------|
| 1 | 11 | 21 | Basil |
| 2 | 12 | 22 | Parsley |
| 3 | 13 | 23 | Thyme |
| 4 | 14 | 24 | Dill |
| 5 | 15 | 25 | Mint |
| 6 | 16 | 26 | Chives |
| 7 | 17 | 27 | Oregano |
| 8 | 18 | 28 | Rosemary |
| 9 | 19 | 29 | Any Other Herb - not listed - labeled |



DEPARTMENT 15J Flowers & Houseplants

All exhibitors are required to

Follow Junior Division Rules

**PLEASE NOTE - Classes A --- Cut Flowers
& Class B --- Flower Bouquets --- ONLY ---**

May be brought in between 8:00 a.m. - 9:00 a.m.

On Thursday - Judging Day

Plants and flowers exhibited

must be ones that were grown and cared for in the home

not less than 3 months by the exhibitor

List class letter & lot number on entry form

Premiums: \$2.00 \$1.75 \$1.50 \$1.25

Class A --- Cut Flowers

Grade	Grade	Grade	(Grades determined as of
3-5	6-8	9 & Up	Jan. 1 st of this year)

Lots:

- | | | | |
|----|----|----|---|
| 1 | 26 | 51 | Gladiolus - 1 spike |
| 2 | 27 | 52 | Marigolds (large over 2 ½ inches)
- 3 blooms |
| 3 | 28 | 53 | Marigold (small under 2 ½ inches)
- 3 blooms |
| 4 | 29 | 54 | Zinnias (large over 3 inches)
- 3 blooms |
| 5 | 30 | 55 | Zinnias (small under 3 inches)
- 3 blooms |
| 6 | 31 | 56 | Snapdragons - 3 blooms |
| 7 | 32 | 57 | Red Salvia - 3 blooms |
| 8 | 33 | 58 | Dahlias (small) - 3 blooms |
| 9 | 34 | 59 | Dahlias (large dinner plate style)
- 3 blooms |
| 10 | 35 | 60 | Pansies - 3 blooms |
| 11 | 36 | 61 | Petunia (single) - 3 blooms |
| 12 | 37 | 62 | Petunia (double) - 3 blooms |
| 13 | 38 | 63 | Phlox - 1 stem |
| 14 | 39 | 64 | Bachelor Buttons - 3 blooms |
| 15 | 40 | 65 | Roses - 1 stem |
| 16 | 41 | 66 | Daisies - 3 blooms |
| 17 | 42 | 67 | Garden Mum - 3 blooms |
| 18 | 43 | 68 | Celosia - 3 blooms |
| 19 | 44 | 69 | Straw Flowers - 3 blooms |
| 20 | 45 | 70 | Asters - 3 blooms |
| 21 | 46 | 71 | Sunflower - 1 head |
| 22 | 47 | 72 | Lilies - 3 blooms |
| 23 | 48 | 73 | Liatris - 1 spike |
| 24 | 49 | 74 | Any other annual - 3 blooms
- identify on entry tag |
| 25 | 50 | 75 | Any other perennial - 1 stem
- identify on entry tag |

Class B --- Flower Bouquets

Grade 3-5	Grade 6-8	Grade 9 & Up	(Grades determined as of Jan. 1 st of this year)
-----------	-----------	--------------	---

Lots:

- | | | | |
|---|----|----|--|
| 1 | 11 | 21 | Bouquet-annuals from bulbs, 5 spikes or blooms with greenery |
| 2 | 12 | 22 | Bouquet-annuals from seed, 5 spikes or blooms with greenery |
| 3 | 13 | 23 | Bouquet-perennials, 5 spikes or blooms |
| 4 | 14 | 24 | Floral arrangement with a definite theme (include 3x5 card detailing how theme fits) |
| 5 | 15 | 25 | Corsage made with fresh natural materials |
| 6 | 16 | 26 | Any Other Exhibit relating to this class, NOT already listed |

**HOUSE PLANTS MUST HAVE
DATE OF PROPAGATION AND
NAME OF PLANT ON ENTRY TAG**

List class letter & lot number on entry form

Class C --- Plant must have been started

after Sept. 1 of previous year

Class D --- Plant must be at least 1 year old

at time of fair

Grade 3-5	Grade 6-8	Grade 9 & Up	(Grades determined as of Jan. 1 st of this year)
-----------	-----------	--------------	---

Lots:

- | | | | |
|----|----|----|---|
| 1 | 16 | 31 | Flowering Potted Plant - single variety |
| 2 | 17 | 32 | Foliage Potted Plant |
| 3 | 18 | 33 | Plant You Propagated |
| 4 | 19 | 34 | Bulb Plant |
| 5 | 20 | 35 | Cactus |
| 6 | 21 | 36 | Terrarium |
| 7 | 22 | 37 | Dish Garden |
| 8 | 23 | 38 | Fairy Garden |
| 9 | 24 | 39 | Planter – more than 1 variety of plants |
| 10 | 25 | 40 | Any Other Exhibit - NOT already listed |

Class E --- Plant Crafts

Open to all members enrolled in the gardening project

Attach a 3"x5" card naming the holiday or event and stating how exhibit will be used

Grade 3-5	Grade 6-8	Grade 9 & Up	(Grades determined as of Jan. 1 st of this year)
-----------	-----------	--------------	---

Lots:

- | | | | |
|---|----|----|---|
| 1 | 21 | 41 | Arrangement of dried plant materials |
| 2 | 22 | 42 | Arrangement of dried flowers: 3-5 spikes, stems, or blooms |
| 3 | 23 | 43 | Corsage of fresh flowers - cluster or nosegay |
| 4 | 24 | 44 | Corsage of fresh flowers - spray |
| 5 | 25 | 45 | Corsage made of an individual flower |
| 6 | 26 | 46 | Corsage including Christmas Greens |
| 7 | 27 | 47 | Table Centerpiece |
| 8 | 28 | 48 | Wreath made with Christmas Greens |
| 9 | 29 | 49 | Potpourri - must include at least 50% plant materials you grew and/or collected & dried. Include list of materials on 3x5 card. |

- | | | | |
|----|----|----|---|
| 10 | 30 | 50 | Spray, Swag, or Garland of dried plant materials and / or flowers |
| 11 | 31 | 51 | Wreath, topiary, or other specially shaped arrangement-dried plant materials and / or flowers |
| 12 | 32 | 52 | Tussie Mussie |
| 13 | 33 | 53 | Scrapbook - of Plant Crafts |
| 14 | 34 | 54 | Any Other Holiday Item made with plant materials (one large item or two small) |
| 15 | 35 | 55 | Collage, picture or object decorated with pressed plant materials |

Class F --- Home Landscaping

Open to all members enrolled in the gardening project

Reminder: All posters MUST be on 14 x 22" tag board

Grade 3-5	Grade 6-8	Grade 9 & Up	(Grades determined as of Jan. 1 st of this year)
-----------	-----------	--------------	---

Lots:

- | | | | |
|---|----|----|---|
| 1 | 11 | 21 | Landscape plan on poster board |
| 2 | 12 | 22 | Before and after pictures of a landscape project |
| 3 | 13 | 23 | Exhibit on Composting - Include pictures, photographs, or displays showing compost bins, compost material (before and after) and application of final product.. |
| 4 | 14 | 24 | Any Other Landscape Project - not listed above |

Class G --- Planters


Club Planter or Barrel

Must Be Club Project - Danish Judging

Premiums: \$8.00 \$7.00 \$6.00 \$5.00

Lot:

- Planter or Barrel
After the judging of these planters they will be used as decorations during the fair in the buildings or near doorways to buildings on the fairgrounds



DEPARTMENT 16 J **NATURAL SCIENCES**

- PLEASE NOTE -

THIS IS A CONFERENCE JUDGED

DEPARTMENT ON MONDAY

All exhibitors are required to follow

Junior Division Rules

No entries accepted after entry deadline

All collections must be mounted and identified.

Reminders:

- All posters MUST be on 14" x 22" tag board**

- All posters Must have a hole punched in the 2 top corners for hanging at the fair
- ALL Scrapbooks Must Have At Least 10 Pages

Class A --- Trees

Premiums: \$2.00 \$1.75 \$1.50 \$1.25

Grades determined as of Jan. 1st of this year

Grades 3 - 7

Lots:

1. Exhibit of 10 leaves
2. Exhibit of 5 specimens of wood (cross and longitudinal sections showing wood structures)
3. Collection of seeds of 10 common useful trees
4. Leaf prints of at least 10 trees
5. Any Other Exhibit relating to this class, not listed

Grades 8 and Up

6. Exhibit of 20 tree leaves
7. Exhibit of 10 specimens of wood (cross and longitudinal sections showing wood structures)
8. Collection of seeds of 15 common useful trees
9. Exhibit of 2 articles of homemade construction used by foresters
10. Exhibit of maps showing woodland survey and study
11. Exhibit of "before and after" pictures or drawings or models showing work done that could not be brought for exhibit
12. Jar (½ pint) of homemade maple syrup, on 3"x5" card write out process
13. Poster illustrating possible career(s) in forestry
14. Any Other Exhibit relating to this class, not listed

Class B --- Study of Insects (Entomology)

Premiums: \$2.00 \$1.75 \$1.50 \$1.25

Lots:

1. Collection of at least 12 species of insects for Grades 3 - 5
2. Collection of at least 24 species of insects for Grades 6 - 8
3. Collection of at least 36 species of insects for Grades 9 and up
4. A collection contrasting differences between 10 insects found near lakes, rivers and ponds and insects found in a hayfield 10
5. Collection of 4 or more cocoons or chrysalises properly identified
6. Collection of the right wing of 25 different large insects, properly identified
7. Collection of insects from 8 different Orders, properly identified and displayed by Order
8. Any Other Exhibit relating to this class, NOT already listed

Class C --- Bees & Honey

Lots:

1. Exhibit of comb honey
2. Exhibit a jar of extracted honey
3. Any Other Exhibit relating to this class, not listed

Class D --- Birds

Grades determined as of Jan. 1st of this year

Grades 3 – 6

Lots:

1. Notebook exhibit of at least 10 pictures or drawings of birds seen and identified by you. Identify each bird and list food habits, migratory habits, habitat and nesting habits

Grade 7 and up

2. Notebook exhibit of at least 15 pictures or drawings of birds seen and identified by you. Identify each bird and list food habits, migratory habits, habitat and nesting habits
3. A homemade bird feeder with some bird feed in it. Identify for what type of birds on a 3"x5" card attached to feeder. If used be sure feeder is clean.
4. A homemade birdhouse. Identify for what type of bird, where placed, and if used, what bird you attracted. Information on a 3"x5" card attached to birdhouse. Be sure house is clean
5. Pictures, drawings or photos of 5 bird nests, identify type of bird, where found and construction materials
6. A poster display of a study of a bird group (water birds, game birds, birds of prey, birds of a forest, songbirds, winter birds).
7. Poster illustrating possible career(s) with birds
8. Any Other Exhibit relating to this class, NOT already listed

Class E --- Fishing

Lots:

1. A display of 10 mounted drawings or cut out pictures of the various fishes found in your community, properly labeled with type of area found in. Photos acceptable
2. Collection of 10 aquatic insects mounted and labeled
3. A journal including at least 4 fishing trips you have taken
4. Poster of 5 fishing knots or 5 boating knots (made out of macramé) and explanation of how each is tied and when and where you would use each knot
5. An exhibit of 3 different rods and 5 different reels and 5 different lures (no live bait) with an explanation of where you would use them and what type of fish you would catch with them
6. Display of 2 homemade flies and 1 plug, with explanation of the purpose of each
7. Display related to the project but limited to a poster, scrapbook or other written material
8. Poster illustrating possible career(s) in fish management
9. Any Other Exhibit relating to this class, not listed

Class F --- Wildflowers

Endangered Species May NOT Be Exhibited

Grades determined as of Jan. 1st of this year

Grades 3 – 5

Lots:

1. Collect, press, identify, label and mount 10 wildflowers
2. Collect a single blossom of a flower, press and label all of the parts.

3. Exhibit 10 pages of a field notebook
4. Homemade plant press; include 3"x5" card explaining how it's used.
5. A photo display poster of 3 endangered species labeled and brief statement as to why it is endangered.
6. Any Other Exhibit relating to this class, not listed

Grades 6 - 8

11. Collect, press, identify, label and mount 20 wildflowers.
12. Chart or diagram showing the life cycle of a plant
13. Collect, mount and press the leaves of plants showing leaf arrangement, types of leaves, leaf margins.
14. Exhibit 15 pages of a field notebook
15. Poster display of at least 10 wildflower seeds - identified.
16. A photo poster display of 6 endangered species labeled and brief statement as to why it is endangered.
17. Any Other Exhibit relating to this class, not listed

Grade 9 and Up

26. Collect, press, identify and mount 10 wildflowers collected from one or two selected habitats such as a marsh, bog, prairie, maple woods, etc.
27. Exhibit 15 pages of a field notebook, to include one or two selected habitat
28. A photo poster display of 8 endangered species labeled and brief statement as to why it is endangered
29. Any Other Exhibit relating to this class, not listed

Class G --- Wildlife

Cover map of a farm showing fence rows, woodlands, waste areas and brush lands available for wildlife areas on a poster

Lots:

1. Display of 10 berry-bearing shrubs suitable for game bird feeding. Collection may be either seeds, fruits or leaves and must be properly identified
2. Drawings or illustrations of at least 5 fur animals, including an up-to-date report on habits, value of fur, importance as predators, how they are trapped, and where they're usually found
3. Poster or chart showing all game animals found in your area with notes on their feeding habits, reproduction and habitat requirements
4. Poster of 10 wildlife tracks, labeled.
5. A display or exhibit of pictures or drawings of fur-bearing animals found in your area and write-up of each covering its habits, economic value, etc.
6. A display or mounted plant specimens and foods important to wildlife in your area
7. Poster illustrating possible wildlife career(s)
8. Any Other Exhibit relating to this class, not listed

Class H --- Weather

Lots:

1. An exhibit of a rain gauge accompanied by precipitation records, cloud observation records and other information to complete an actual weather study for a period of at least two weeks

2. Poster or exhibit on how weather affects one of the following: man, crops, plants, animals, insects, fish, or disease
3. Display of a study of one of the following: thunder storms, hail, lightning, tornado, hurricane, winter storms, or straight-line storms
4. A weather log kept for a minimum of 6 weeks.
5. Chart / poster showing and explaining weather fronts and weather associated with fronts
6. Cloud chart / poster showing and explaining the 3 types of clouds—where they are found in the atmosphere and what they look like. May use photos
7. Any other poster display, showing how the air, sun, earth, or water affects the weather.
8. Weather equipment made by member
9. Chart / poster showing general steps in making a weather forecast
10. Any other project related this class, not listed

Class I --- Shooting Sports

Lots:

1. Display of 4 spent rifle shells and 4 shotgun shell cases. (No loaded or primed cases permitted.) Mount on (14"x22") x 1/4" plywood. All shells must be different calibers. Label caliber or gauge and common usage.
2. Poster identifying the parts of a gun and purpose of each part
3. Poster or display telling story of proper gun handling in one or more of the following areas: afield, transporting, care or storage
4. Any other exhibit, display, or poster pertaining to Gun Safety
5. Shell component display: rifle cartridge or shot shell. (No powder primers allowed.)
6. Poster display of at least 10 types of guns. Sketch or use a picture to identify. Include name, action design and other information to identify the weapon
7. Poster display identifying common game animals and birds with notes on identification, feeding habits, habitat requirements, state laws regulating hunting of bird or animal
8. Poster or display on preparing game: skinning, plucking, drawing, etc.
9. Any other display, poster or exhibit pertaining to hunting sportsmanship
10. Ten pages of a field notebook on techniques of hunting a bird or animal
11. Ten pages of notes on a field trip, including photos and maps relating to hunting
12. Scrapbook on archery
13. Poster on archery
14. Display on types of arrows
15. Chart / poster on bow types
16. Ten pages of a field notebook on archery techniques. May include hunting
17. Any Other Exhibit relating to this class, not listed

Shooting Sport Contest Rules:

- Directions from Instructors and Project Leaders will be promptly followed.
- No horse play or unruly behavior is tolerated.

- Firearms will be handled in a safe manner at all times.
- Firearms will be thoroughly cleaned before the shooter can leave the shooting range.
- Posted range rules must be followed at all times.
- Failure to meet these expectations will result in exhibitor dropping one ribbon level even if following the number of rounds is achieved.
- Shoots will be held prior to the fair
- **Shotgun** (trap) - Shooting Contest

Lots:

18. Grades 7 - 8
19. Grades 9 - 10
20. Grades 11 & over

- **Rifle** (.22 caliber) - Target Shooting Contest

Lots:

21. Grades 7- 8
22. Grades 9 - 10
23. Grades 11 & Over

- **Muzzle Loader Rifle** (black powder) - Target Shooting Contest

Lots:

24. Grades 7 - 8
25. Grades 9 - 10
26. Grades 11 & Over

- **Archery** - Target Shooting Contest

Blue Face League

Lots:

27. Grades 3 – 6 (10 yards)
28. Grades 7 – 9 (15 yards)
29. Grades 10 & Over (20 yards)

Animal Target League

30. Grades 3 – 6 (5 - 20 yards)
31. Grades 7 – 9 (5 - 20 yards)
32. Grades 10 & Over (5 - 20 yards)

Class J --- Winter Travel

Lots:

1. Scrapbook on cross country skiing
2. Poster on cross country skiing
3. Poster or display of proper equipment with explanation
4. Notebook of a field trip, including photos and maps, relating to cross country skiing
5. Any Other Exhibit relating to this class, not listed

Class K --- Adventures in Camping, Backpacking or Hiking

Lots:

1. Poster or display summarizing adequate equipment needed for a camping, backpacking, or hiking trip. Itemize equipment into categories such as shelter, cooking, sleeping, lighting, refrigeration, etc.
2. A homemade article useful on a family camping, backpacking, or hiking trip. If needed, include a description of ways the item is to be used.

NO KITS!

3. Poster or display summarizing survival information helpful for a camping, backpacking, or hiking trip
4. Any other poster or display related to the family camping, backpacking, or hiking project
5. Poster or display on outdoor cookery: fire, fuel, starters and heat control
6. Poster or display on safety measures with outdoor cookery
7. Poster, display, or booklet, of at least 4 menus for outdoor cooking
8. Any other original display related to the outdoor cookery project
9. Ten pages of a field notebook on an actual family camping, backpacking, or hiking trip
10. Ten pages of notes on a field trip, including photos and maps, relating to a family camping, backpacking, or hiking trip
11. Any Other Exhibit relating to this class, not listed

Class L --- Adventures in Canoeing or Kayaking

Lots:

1. Scrapbook on canoeing or kayaking
2. Poster on canoeing or kayaking
3. Poster or display of proper equipment with explanation
4. Notebook of a field trip, including photos and maps, relating to canoeing or kayaking
5. Any other exhibit relating to this class, not listed

Class M --- Naturespace

Lots:

1. Poster illustrating possible career(s) involving nature
2. Any other exhibit explaining a career in Natural Science
3. Poster related to a specific Naturespace land area studied
4. A scrapbook or collection related to a specific Naturespace land area studied
5. A written report or inventory related to a specific Naturespace
6. Poster depicting the web of life
7. Any other exhibit related to a specific Naturespace land area studied
8. Collection of rocks, minerals, and/or fossils
9. A map of your home and/or yard showing your waste reduction, recycling and composting efforts
10. A home recycling exhibit
11. A farm recycling exhibit
12. A poster showing how to recycle or the importance of recycling
13. Exhibit of dangers of improper recycling
14. Any Other Exhibit relating to this class, not listed



DEPARTMENT 17J EARLY **AGE CATEGORIES**

- PLEASE NOTE -

*THIS IS A CONFERENCE JUDGED
DEPARTMENT ON MONDAY*

**All exhibitors are required to follow
Junior Division Rules**

No entries accepted after entry deadline

Premiums: \$1.50 per entry

Class A Cloverbuds

NOTE: This class is for the younger members of youth groups, Grades K - 2. Members must have done majority of work themselves.

Posters and pictures must be no larger than 14"x22", but can be smaller if it fits exhibit subject.

Lots:

1. A pet you care for (pet returns home after judging)
Exhibitor needs to bring a photo of themselves with their pet - mounted on a piece of tag board to be hung up at the fair.
2. 3 vegetables or fruits you have helped grow – these can be all the same or all different vegetables or fruits
3. A small vase of flowers you have picked
– Flowers may be from your garden or wild flowers
4. A house plant you have cared for
– write the kind of flower on the entry tag
5. Fairy (or other kind of theme) garden within a planter
6. Nature Collection – all items label, mounted on poster board or within a box
7. A simple drawing of what your club means to you
– may use medium of your choice
8. Any item made from something you recycled
9. 3 photos you have taken, any theme or variety, mounted on an appropriate sized piece of poster board
10. Any item you have sewn, knitted or crocheted
11. Any wood working item you have made using hand tools – may be from a kit
12. Collection you have put together – at least 5 items displayed as you see fit
13. A model you have constructed – such as Legos or other craft medium
14. A simple snack or treat you have made – 1 serving
15. A ceramic or clay item you have painted
16. Formal or Action Demonstration Poster
- used at county Demonstration Contest
17. A painted sun catcher – glass or plastic
18. A Christmas craft item
19. A holiday craft item – other than Christmas

20. A drawing – medium of your choice
21. A coloring sheet you colored
22. A poster that includes a photo, menu, and recipe from Foods Review
23. A baked item you help make
24. A scrape book page
25. Simple sewn wearable item
26. Simple knitted or crocheted wearable item
27. Simple tie dyed wearable item
28. A cookie or cupcake you decorated
29. 6 mounted identified insects
30. Any other project not already listed



DEPARTMENT 18J

Cultural Arts

- PLEASE NOTE -

*THIS IS A CONFERENCE JUDGED
DEPARTMENT ON MONDAY*

**All exhibitors are required to follow
Junior Division Rules**

No entries accepted after entry deadline

RULES:

1. All entries must be framed or matted with a matte board or poster board. Construction paper matting is not acceptable.
2. Entries must be prepared for hanging (holes must be punched in top left and right corners or a secure hanger must be mounted on back of picture). Exhibit will be dropped 1 place if not prepared for hanging. String and scotch tape are not acceptable.
3. Sketch book entries are to be done in a variety of mediums. Suggestions could be (but not limited to): pencil, pen and ink or fine point markers. Intermediate & older members are encouraged to use multiple mediums when drawing sketches.
4. Sketches are an equal number of landscape, people & your choice as follows: Grade 3-5 do 6 sketches (2 landscapes, 2 people, 2 your choice); Grade 6-8 do 9 sketches (3 landscape, 3 people, 3 your choice); Grade 9 and up do 15 sketches (5 landscapes, 5 people, 5 your choice)
5. Pictures that are "wet and tacky" will not be accepted.
6. Chalk and pastel articles may have a sprayed finish
- 7.

8. Fasten entry tag on upper left hand corner by tying through punched hole or secure to upper left-hand corner of frame
9. No kits or other prepackaged items will be accepted (unless stated)

Premiums: \$2.00 \$1.75 \$1.50 \$1.25

Class A --- Drawing & Painting

Grade Grade Grade (Grades determined as of
3-5 6-8 9 & Up Jan. 1st of this year)

Lots:

- | | | | |
|----|----|----|---|
| 1 | 33 | 65 | Crayon Drawing |
| 2 | 34 | 66 | Colored Pencil Drawing |
| 3 | 35 | 67 | Felt Tip Marker Drawing |
| 4 | 36 | 68 | Tempera Drawing |
| 5 | 37 | 69 | Chalk Pastel Drawing |
| 6 | 38 | 70 | Scratch Board Drawing |
| 7 | 39 | 71 | Drawing Using 2 or 3
Mediums |
| 8 | 40 | 72 | Poster with 4-H or Fair
Theme (14"x22") |
| 9 | 41 | 73 | Cartoon (must be
cartoon strip 3-6 frames) |
| 10 | 42 | 74 | Sketchbook (See Rules
3 & 4 to the left) |

**Following lots must be done in pencil, pen, ink,
or charcoal**

Grade Grade Grade (Grades determined as of
3-5 6-8 9 & Up Jan. 1st of this year)

Lots:

- | | | | |
|----|----|----|----------------|
| 11 | 43 | 75 | Animal Drawing |
| 12 | 44 | 76 | Figure Drawing |
| 13 | 45 | 77 | Portrait |
| 14 | 46 | 78 | Perspective |
| 15 | 47 | 79 | Still Life |
| 16 | 48 | 80 | Landscape |
| 17 | 49 | 81 | Abstract |

**Following lots must be done in tempera, watercolor,
acrylic or oil paints**

Grade Grade Grade (Grades determined as of
3-5 6-8 9 & Up Jan. 1st of this year)

Lots:

- | | | | |
|----|----|----|--|
| 18 | 50 | 82 | Still Life |
| 19 | 51 | 83 | Abstract |
| 20 | 52 | 84 | Portrait |
| 21 | 53 | 85 | Animals or Birds |
| 22 | 54 | 86 | Landscape |
| 23 | 55 | 87 | Painting on any other surface
(wood, saw blade, mailbox, etc) |
| 24 | 56 | 88 | Paint by number |
| 25 | 57 | 89 | Any other painting (seascapes, etc) |

**Following lots must be done on a coloring book
sheet, done in any medium**

Grade Grade Grade (Grades determined as of
3-5 6-8 9 & Up Jan. 1st of this year)

Lots:

- | | | | |
|----|----|----|---------------------------|
| 30 | 60 | 90 | Still Life |
| 31 | 61 | 91 | Abstract |
| 32 | 62 | 92 | Portrait or Person |
| 33 | 63 | 93 | Animals or Birds |
| 34 | 64 | 94 | Landscape or Seascape |
| 35 | 65 | 95 | Building or Stained Glass |

- | | | | |
|----|----|----|---|
| 36 | 66 | 96 | Inspirational Quote |
| 37 | 67 | 97 | Geometric Patterns or Medallion |
| 38 | 68 | 98 | Color by Number |
| 39 | 69 | 99 | Any other coloring sheet not listed above |

Class B --- Leather Craft

Grade Grade Grade (Grades determined as of
3-5 6-8 9 & Up Jan. 1st of this year)

Lots:

- | | | | |
|----|----|----|---|
| 1 | 25 | 50 | Key case made with a kit |
| 2 | 26 | 51 | Key case designed
and cut by the exhibitor |
| 3 | 27 | 52 | Baggage tag made with a kit |
| 4 | 28 | 53 | Baggage tag designed
and cut by the exhibitor |
| 5 | 29 | 54 | Coin purse made with a kit |
| 6 | 30 | 55 | Coin purse designed
and cut by the exhibitor |
| 7 | 31 | 56 | Watch strap made with a kit |
| 8 | 32 | 57 | Watch strap designed and
cut by the exhibitor |
| 9 | 33 | 58 | Billfold made with a kit |
| 10 | 34 | 59 | Billfold designed & cut by the exhibitor |
| 11 | 35 | 60 | Belt made with a kit |
| 12 | 36 | 61 | Belt designed and cut by the exhibitor |
| 13 | 37 | 62 | Purse made with a kit |
| 14 | 38 | 63 | Purse designed & cut by the exhibitor |
| 15 | 39 | 64 | Moccasins made with a kit |
| 16 | 40 | 65 | Moccasins designed &
cut by the exhibitor |
| 17 | 41 | 66 | Any other article make with a kit,
not listed |
| 18 | 42 | 67 | Any other article designed and cut by
the exhibitor, not listed above |
| 19 | 43 | 68 | Article cut and assembled by the
exhibitor with no tooling |
| 20 | 44 | 69 | Homemade leatherworking tools
(4 or more). Bring sample of work
done with |

Class C --- Macramé

Grade Grade Grade (Grades determined as of
3-5 6-8 9 & Up Jan. 1st of this year)

Lots:

- | | | | |
|---|----|----|--|
| 1 | 11 | 21 | Accessory for Home
(i.e. hot pad, spice rope, etc.
- NO PLANT HANGERS) |
| 2 | 12 | 22 | Clothing accessory
(belt, jewelry, tote bag, purse, etc.) |
| 3 | 13 | 23 | Article using beads or decorative item |
| 4 | 14 | 24 | Wall Hanging |
| 5 | 15 | 25 | Plant Hanger (bring container to show
it fits - No Glass) |
| 6 | 16 | 26 | Any Other Exhibit relating to this
class, not listed |

Class D --- Ceramics

Grade Grade Grade (Grades determined as of
3-5 6-8 9 & Up Jan. 1st of this year)

Lots:

- | | | | |
|---|----|----|--------------------|
| 1 | 20 | 40 | Glazed Piece |
| 2 | 21 | 41 | Under Glazed Piece |
| 3 | 22 | 42 | Item Using Stain |

4	23	43	Item Using Dry Brush Techniques
5	24	44	Decal or Over Glazed Piece
6	25	45	Christmas Ornament (no more than 3 pieces)
7	26	46	Any Other Holiday Piece (Not Christmas)
8	27	47	Any Other Exhibit relating to this class, not listed

Free Form Ceramics

Grade Grade Grade (Grades determined as of
3-5 6-8 9 & Up Jan. 1st of this year)

Lots:

10	30	50	Pinch Pot
11	31	51	Slab Pot
12	32	52	Coil Pot
13	33	53	Wheel-Thrown Pot
14	34	54	Any Other Exhibit relating to this class, not listed

Class E --- Creative Arts

Grade Grade Grade (Grades determined as of
3-5 6-8 9 & Up Jan. 1st of this year)

Lots:

1	30	60	Useful Article Using Block Printing (using vegetable, wood, etc)
2	31	61	Garment Using Stenciling
3	32	62	Useful Article using Stenciling
4	33	63	Tin Punch Item
5	34	64	Sand Art (bottle casting)
6	35	65	Embellished Fabric Garment (appliquéd, painted, etc)
7	36	66	Embellished Article (not a garment)
8	37	67	Candles (dipped)
9	38	68	Candles (molded)
10	39	69	Candles (any other form)
11	40	70	Wind Chimes
12	41	71	Rosemalling
13	42	72	Windsock
14	43	73	Decoupage Wooden Item
15	44	74	Soap Sculpture
16	45	75	Whittled Item (wooden)
17	46	76	Scrapbooking (2 pages, any medium)
18	47	77	Scrapbooking (complete book, 5 page minimum)
19	48	78	Any Other Exhibit relating to this class, not listed

Class F --- Recycled Crafts

**Following must be made with at least 80%
recycled items, write on entry tag what
recycled items were used**

Grade Grade Grade (Grades determined as of
3-5 6-8 9 & Up Jan. 1st of this year)

Lots:

1	20	40	Puppets
2	21	41	Holiday Decoration
3	22	42	Tin Punch
4	23	43	Christmas Tree Ornament (2)
5	24	44	Creative Use of Old Holiday Cards
6	25	45	Item To Be Used Outdoors
7	26	46	Item To Be Used In Home
8	27	47	Sculpture Made From Recycled Materials
9	28	48	Any Other Exhibit, not listed

Class G --- Creative Stitchery

Items may be from a kit or pattern book

Grade Grade Grade (Grades determined as of
3-5 6-8 9 & Up Jan. 1st of this year)

Lots:

1	20	40	Latch Hook Item
2	21	41	Embroidery Work (embroidery thread on pre-printed fabric)
3	22	42	Crewel (embroidery with yarn)
4	23	43	Counted Cross Stitch (item 5" x 7" or smaller)
5	24	44	Counted Cross Stitch (item over 5" x 7")
6	25	45	Plastic Canvas (3 ornaments or Christmas Decorations)
7	26	46	Plastic Canvas, any other holiday decoration (not Christmas)
8	27	47	Plastic Canvas, household item (tissue box, napkin holder, etc)
9	28	48	Needlepoint, Bargello, Half Cross or etc. Item
10	29	49	Any Other Creative Type of Stitchery (include on entry tag explaining article & process) not listed

Class H --- Miscellaneous Crafts

Grade Grade Grade (Grades determined as of
3-5 6-8 9 & Up Jan. 1st of this year)

Lots:

1	10	20	Outdoor Scarecrow - height of less than 36"
2	11	21	Outdoor Scarecrow - height 36" to 60"
3	12	22	Original Designed Vegetable Garden Row Markers - 4
4	13	23	Item Made of Duct Tape
5	14	24	Rock Art
6	15	25	Any Other Exhibit relating to this class, not listed

Class I Fibers – Hand-Dyed Article

Grade Grade Grade (Grades determined as of
3-5 6-8 9 & Up Jan. 1st of this year)

Lots:

1	21	41	Tie-Dying Article for Wear
2	22	42	Tie-Dying Article for Home
3	23	43	Block Print Item on Fabric
4	24	44	Fabric Item with Original Painted Design on Wearable Item or Item for the Home
5	25	45	A Silk Screen on Fabric
6	26	46	Batik Item (painting on design with hot wax then dyeing article)
7	27	47	Felted Article
8	28	48	Any Other Painted Fabric Item (wall hanging, pillow, etc.)
9	29	49	Hand-Dyed Article
10	30	50	Hand Spun (1oz) skein (include purpose of yarn - written on an attached 3"x5" index card)
11	31	51	Any Other Exhibit relating to this class, NOT already listed

Class J Glass Art**Premiums: \$2.00 \$1.75 \$1.50 \$1.25**Grade Grade Grade (Grades determined as of
3-5 6-8 9 & Up Jan. 1st of this year)**Lots:**

1	10	20	Stained or Painted Glass Item
2	11	21	Glass Etching
3	12	22	Any Other Exhibit relating to this class, not listed

Class K --- WoodGrade Grade Grade (Grades determined as of
3-5 6-8 9 & Up Jan. 1st of this year)**Lots:**

1	10	20	A Wood Sculpture
2	11	21	Any Other Exhibit relating to this class, not listed

Class L --- MosaicGrade Grade Grade (Grades determined as of
3-5 6-8 9 & Up Jan. 1st of this year)**Lots:**

1	21	41	Seed Mosaic
2	22	42	Pasta Mosaic
3	23	43	Paper Mosaic
4	24	44	Tile Mosaic
5	25	45	Mosaic made of Thread, Yarn, String etc.
6	26	46	Diamond / Crystal Art Item Under 12" X 12" from a kit
7	27	47	Diamond / Crystal Art Item Over 12" X 12" from a kit
8	28	48	Diamond / Crystal Art Item Under 12" X 12" NOT from a kit
9	29	49	Diamond / Crystal Art Item Over 12" X 12" NOT from a kit
10	30	50	Pixel Art Item Under 12" X 12" from a kit
11	31	51	Pixel Art Item Over 12" X 12" from a kit
12	32	52	Pixel Art Item Under 12" X 12" NOT from a kit
13	33	53	Pixel Art Item Over 12" X 12" NOT from a kit
14	34	54	Pixel Art Item – any size From a photo, include photo
15	30	50	Any Other Exhibit relating to this class, not listed

Class M --- PaperGrade Grade Grade (Grades determined as of
3-5 6-8 9 & Up Jan. 1st of this year)**Lots:**

1	21	41	An Item of Paper Weaving
2	22	42	A Paper Mache Item (mask, piñata, etc.)
3	23	43	A Paper Sculpture (original)
4	24	44	A Paper Craft Item (using paper capper)
5	25	45	Dimensional Art 2-D Paper Artwork (collage)
6	26	46	Dimensional Art 3-D Paper Artwork
7	27	47	Any Other Exhibit relating to this class, not listed

Class N --- MetalGrade Grade Grade (Grades determined as of
3-5 6-8 9 & Up Jan. 1st of this year)**Lots:**

1	21	41	Metal artwork
2	22	42	Jewelry (wire)
3	23	43	Wire Sculpture
4	24	44	Any Other Exhibit relating to this class, not listed

Class O --- Print Making**Please display items in a plastic bag**Grade Grade Grade (Grades determined as of
3-5 6-8 9 & Up Jan. 1st of this year)**Lots:**

1	21	41	Rubber Stamping on Paper, 2 pieces, different designs
2	22	42	Rubber Stamped Card & Envelope
3	23	43	Any Other Rubber Stamp Article
4	24	44	Article Using Calligraphy Lettering (sign, letterhead, card, etc)
5	25	45	An Article Using Calligraphy as a Form of Graphic Design
6	26	46	Silk screen Article (not on fabric)
7	27	47	Stenciled Items using Hand Cut Original Stencil (attach stencil to item)
8	28	48	An Article Made From Found Items (leaves, pine cones, etc.)
9	29	49	Any Other Exhibit relating to this class, not listed

Class P --- Music**All participants must provide an electronic device to play their presentation on for the judge. An original copy of the music must also be provided for the judge. Adhere the entry tag to the original copy of the music for displaying the exhibit at the fair.****Reminders:**

- All posters MUST be on 14" x 22" tag board
- All posters Must have a hole punched in the 2 top corners for hanging at the fair
- ALL Scrapbooks Must Have At Least 10 Pages

Grade Grade Grade (Grades determined as of
3-5 6-8 9 & Up Jan. 1st of this year)**Lots:**

1	21	41	Scrap Book of Exhibitor's Works in Music
2	22	42	Poster on the Instrument You Play
3	23	43	A Handmade Instrument Made by Exhibitor (statement on how to play)
4	24	44	Essay on One Area of Music (composer, type of music, etc)
5	25	45	Composed Original Piece of Music - taped
6	26	46	Music Presentations - Male Vocal, Solo
7	27	47	Music Presentations - Female Vocal, Solo
8	28	48	Music Presentations - Vocal Duet
9	29	49	Music Presentations - Instrumental Solo
10	30	50	Music Presentations - Instrumental Duet

11 31 51 Any Other Music Presentation,
not listed

Class T --- Basketry & Weaving

Grade Grade Grade (Grades determined as of
3-5 6-8 9 & Up Jan. 1st of this year)

Lots:

1	21	41	Coil Basket - Fabric or Natural Materials
2	22	42	Ribbed Basket
3	23	43	Plaited Basket (8" and under, at widest part)
4	24	44	Plaited Basket (over 8")
5	25	45	Any Other Basket Not Already Listed
6	26	46	Woven Mat
7	27	47	Any Other Exhibit relating to this class, not listed

Class U --- Jewelry

Remember:

ALL Jewelry MUST be within a zip lock style bag

Grade Grade Grade (Grades determined as of
3-5 6-8 9 & Up Jan. 1st of this year)

Lots:

1	21	41	Beaded Necklace
2	22	42	Necklace (no wire)
3	23	43	Any Other Jewelry
4	24	44	Hair Accessory
5	25	45	Any Other Exhibit relating to this class, not listed

Class V --- Drama

Reminder:

**All Posters MUST be on 14" x 22" tag board &
Scrapbooks MUST be at least 10 pages long**

Grade Grade Grade (Grades determined as of
3-5 6-8 9 & Up Jan. 1st of this year)

Lots:

1	21	41	Scrapbook on Your Drama Involvement
2	22	42	Poster on Drama
3	23	43	Written Original One-Act Play or Review of a Play You Attended
4	24	44	Costume or Prop made for Clown Project
5	25	45	Costume or Prop made by you for a Play
6	26	46	Any Other Exhibit relating to this class, not listed

Class W --- Hobby Collection

Grade Grade Grade (Grades determined as of
3-5 6-8 9 & Up Jan. 1st of this year)

Lots:

1	21	41	Large Type Collection - Items Over 4 Inches (display ONLY one item, along with poster of pictures of your collection, and statement of work done, how long collecting, etc.)
2	22	42	Small Type Collection - Items 4 inches & Under (display ONLY up to 8 items, along with poster of pictures of rest of your collection with statement of work done, how long collecting, etc.)

Class X --- Self-Determined Cultural Arts

Lot:

1. This includes any exhibit that is not listed under any other class in the Department of Cultural Arts Include a 3"x5" card with explanation of work done and item's purpose.

Class Y --- Textile Review Items

Textile Arts Revue Rules

- A Textile Arts Revue Exhibit CANNOT be entered as any entry. But MUST be entered on the Fair Entry Form & Exhibited at the fair
 - Open to members enrolled in a Cultural Arts project
- All Textile Arts Revue entries must be part of the Textile Arts Revue.
- A Textile Arts Revue exhibit CANNOT be entered as clothing construction entry for fair but MUST be entered on the Fair Entry Blank at fair time
- All garments must be made by the exhibitor
- Judging will be as follows:
 - Suitability of garment to individual and selection of color and design
 - General appearance, neatness, posture and fit
 - Construction to the extent that it affects general appearance
- All Textile Arts Revue garments must be on display during the fair. Bring your garments when you bring your other clothing entries for display
- Persons participating in the Textile Arts Revue must model their garment/s at the style show to receive their premium money & ribbon for that entry. You should appear at the style show exactly as you appeared at Textile Arts Revue (using all the same accessories, shoes, hair style, props, etc.) or your placing may be dropped by one place at fair
- Textile Arts Revue garments will be judged before the fair, and placings announced, State Fair selections will be announced, special awards will not be announced until Style show
- All garments must be brought to the fair clean, well-pressed, and on hangers.
- Entry tags should be pinned to garments in upper right hand corner & not attached to the hangers

Grade Grade Grade (Grades determined as of
3-5 6-8 9 & Up Jan. 1st of this year)

Creative Arts

Lots:

1	21	41	Garment using stenciling
2	22	42	Embellished Fabric Garment (applied, painted, etc.)
3	23	43	Any other item that can be worn relating to this class

Fibers – Hand-Dyed Articles

Lots:

4	24	44	Tie-dyed article for wear
5	25	45	Block print item on fabric clothing

6	26	46	Fabric item with original painted design on a wearable item
7	27	47	Silk screen on fabric garment
8	28	48	Batik item (painting on design with hot wax and then dyeing article) that are wearable
9	29	49	Felted garment
10	30	50	Hand-dyed article that can be worn
11	31	51	Any other item that can be worn relating to this class



DEPARTMENT 20J PHOTOGRAPHY

- PLEASE NOTE -

*THIS IS A CONFERENCE JUDGED
DEPARTMENT ON MONDAY*

**All exhibitors are required to follow
Junior Division Rules**

No entries accepted after entry deadline

**All photographs must be the result of the exhibitor's
project work for the current enrollment year and the
same photo cannot be used more than once in any
class and / or lot.**

**All photos in each lot number must be mounted on
1 piece of STURDY 11" x 14" tag board, of any color.**

Do NOT mat photos

**Follow photo size exactly as listed in
each lot description**

Remove date stamp from all photos

**Punch holes in top right & left corners for hanging
The entry tag MUST be STAPLED to the poster board
on the observer's right side as you look at the poster
board & does NOT cover up any part
of the mounted photos.**

Do NOT use string to attach your tags.

Do NOT use mounting corners

**Use good quality 2-sided tape or mounting dots
to adhere photos securely to the tag board**

NO Computer Enhanced Photos

Premiums: \$2.00 \$1.75 \$1.50 \$1.25

Class A --- Photography

Grade Grade Grade (Grades determined as of
3-5 6-8 9 & Up Jan. 1st of this year)

Lots:

1	60	120	Sequence of 2 photos reporting any subject (colored only)
2	61	121	3 - photos - relating to 1 or more of exhibitor's current project(s)

3	62	122	1 color enlargement, 5 x 7 or 8 x 10
4	63	123	3 pictures on the same subject - color only
5	64	124	3 photos, one each of: buildings, people, & landscape - color only
6	65	125	Seasonal photography (1 enlargement), 5 x 7 or 8 x 10 of any season
7	66	126	Seasonal photography (group of 4 photos) of same season
8	67	127	"This is 4-H" - 1 photo must contain 4-H symbol or emblem (any size)
9	68	128	"This is Juneau County"- 1 photo, place must be identified (no larger than 8 x 10)
10	69	129	4 photos - one of each season
11	70	130	3 photos - City or Village Scenes
12	71	131	3 photos - Flowers
13	72	132	Portrait (one person) 1 photo, 5 x 7 or 8 x 10
14	73	133	Family Portrait - 1 Photo 5 x 7 or 8 x 10
15	74	134	3 photos - Water Scenes
16	75	135	3 photos - collection of family photos taken during enrollment year
17	76	136	1 Extreme close-up, some distortion, to be used as "What's it"
18	77	137	3 photos - Landscapes - three different scenes
19	78	138	3 photos - Animals (NOT pets)
20	79	139	3 flash photos - colored only
21	80	140	3 action photos - colored only
22	81	141	Sequence of 3 "How to do it" photos - colored only
23	82	142	3 night photos using available light only (no flash)
24	83	143	3 black & White photos of the same subject
25	84	144	Story sequence of 5 black & white photos - any subject
26	85	145	Story sequence-5 color photos -any subject
27	86	146	1 black & white enlargement, any size/shape 5 x 7 or larger
28	87	147	3 photos showing 3 different lighting techniques
29	88	148	1 photo - still life 5 x 7 or larger - of

			at least 3 non-living posed objects
30	89	149	3 black & white photos - 1 each of buildings, people, and landscapes
31	90	150	1 extreme close-up photo, 3x5 card giving techniques used (type of lens, etc.)
32	91	151	3 photos - Clouds or rainbows
33	92	152	3 photos - Sunsets or sunrises
34	93	153	3 photos - Silhouettes
35	94	154	3 photos - Shadows
36	95	155	3 photos - Vehicles
37	96	156	3 photos - Pets
38	97	157	3 photos - People
39	98	158	3 photos - Sports
40	99	159	1 Photo and news story
41	100	160	Report or research done in studying career opportunities in photography
42	101	161	A short movie video you have produced this year - submit DVD in case with script explaining video
43	102	162	A recording of an event or activity (not pre-recorded from television programs)
44	103	163	Poster on parts of camera & how it works
45	104	164	Article of creative design using 4-H member's photo(s) with a combination of any other material - Item may be waxed, shellacked, varnished, painted, decoupage, matting or any suitable covering for use it is intended
46	105	165	Selfie – Just Yourself - 1 photo, 5x7, color
47	106	166	Selfie – You in a group - 1 photo, 5x7, color
48	107	167	3 – photos – This Is The Juneau County Fair (last 2 years)



DEPARTMENT 21J **COMPUTERS**

- PLEASE NOTE -

*THIS IS A CONFERENCE JUDGED
DEPARTMENT*

**All exhibitors are required to follow
Junior Division Rules**

No entries accepted after entry deadline

**Each lot number must have a 3"x 5" card giving a
detailed description of how items were created, including**

hardware and software used.

Reminders:

- **All posters MUST be on 14" x 22" tag board**
- **All posters Must have a hole punched in the 2 top corners for hanging at the fair**
- **ALL Scrapbooks Must Have At Least 10 Pages**

Premiums: \$2.00 \$1.75 \$1.50 \$1.25

Class A --- Computers

Grade Grade Grade (Grades determined as of
3-5 6-8 9 & Up Jan. 1st of this year)

Lots:

1	21	41	A series of 4-6 greeting cards for a variety of holidays or special occasions, using clip art, scanned photos, or draw your own pictures
2	22	42	A computer drawing using a software program
3	23	43	A computer presentation on a topic you enjoy (display on a poster or in book format to leave on exhibit at the fair) Bring your own electronic device to play your project on for the judge
4	24	44	A series of 4 - 6 effects photos
5	25	45	A scrapbook or poster on a topic you investigated on the Web
6	26	46	A story illustrated with pictures, put together in story book format
7	27	47	A t-shirt design using a combination of graphics and text, printed on paper or t-shirt
8	28	48	An animated computer presentation on a topic you enjoy (display on a poster or in book format to leave on exhibit at the fair) Bring your own electronic device to play your project on for the judge
9	29	49	A magazine, at least 8 pages with graphics and text
10	30	50	A web page, including 5 different screens and some hyperlinks (display on a poster or in book format to leave on exhibit at the fair) Bring your own electronic device to play your project on for the judge
11	31	51	A brochure you created
12	32	52	A poster you created
13	33	53	A certificate you created
14	34	54	Poster on using a keyboard
15	35	55	Poster or report on internet safety
16	36	56	Poster or report on a computer related career
17	37	57	Computer-manipulated photograph - must include original photo
18	38	58	Any Other Exhibit relating to this class, not listed



DEPARTMENT 22J **WOODWORKING**

- PLEASE NOTE -

*THIS IS A CONFERENCE JUDGED
DEPARTMENT ON MONDAY*

**All exhibitors are required to follow
Junior Division Rules**

No entries accepted after entry deadline

Open to all members enrolled in a woodworking project.

**Exhibits must be work of member & should reflect
exhibitors' grade & level of experience.**

**Exhibits may be made using hand or power tools & must
be finished & ready to use.**

**A 3" x 5" card must accompany each entry with the
following information: number of years enrolled in
woodworking project, name of article, intended use, &
method used in making the project.**

Grades determined as of Jan. 1st of this year

Premiums: \$2.00 \$1.75 \$1.50 \$1.25

Write class & lot numbers on entry form


Class A --- Grade 3-5

Class B --- Grade 6-8

Class C --- Grade 9 and Up

Lots:

1. An article for use in farm or home workshop
2. An article for use out-of-doors
3. An article for use in storage
4. An article for use in kitchen or living room
5. A toy or homemade game
6. Article of creative design from wood or wood & other materials
7. Birdhouse
8. Repaired or refinished item
9. Article of furniture or cabinet making
10. Article for use in some building other than the home
11. Lawn ornament, small (2'x2' or smaller)
12. Lawn ornament, large (over 2'x2')
13. Repurposed wood item
14. Any Other Exhibit relating to this class, not listed



DEPARTMENT 23J **ELECTRICITY**

- PLEASE NOTE -

*THIS IS A CONFERENCE JUDGED
DEPARTMENT ON MONDAY*

**All exhibitors are required to follow
Junior Division Rules**

No entries accepted after entry deadline

Grades determined as of Jan. 1st of this year

Write class & lot numbers on entry form

Premiums: \$2.00 \$1.75 \$1.50 \$1.25

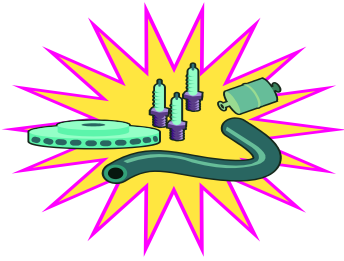
Class A --- Grade 3-5

Class B --- Grade 6-8

Class C --- Grade 9 and Up

Lots:

1. Circuit Board
2. Homemade Buzzer
3. Simple Switch
4. Electric Question Board
5. Any Other Low Voltage or Magnetic Device
6. Model Electric Motor
7. Display Showing Types of Fuses
8. Display of Electric Wires, Cables, & Cords
9. Test Lamp
10. Demonstration Board with 3-Way & 4-Way Switches
11. Trouble Light
12. Extension Cord
13. Display of Magnetism
14. Useful Item Made From A Kit
15. Display of Bulbs & Tubes Indicating Proper Use
16. Plans or Pictures Showing Lighting Improvements Made at Home
17. Table Study Lamp
18. Homemade Lamp or Lighting Unit
19. Lighting Poster or Chart 14" x 22"
20. Display Illustrating Motor Types, Operation or Maintenance
21. Wiring Layout of Your Home or Other Building
22. Any Piece of Homemade Electrical Equipment
23. Diagram or Photograph with Description of Electrical Improvement at Home
24. Display Showing A Soldered Connection
25. Display or Plan of an Electrical Control System
26. Diagram or Photographs of Electrical or Electronic Equipment Installed at Home
27. Exhibit Illustrating & Explaining a Possible Career Involving Electricity
28. Any Other Exhibit relating to this Class, not listed



DEPARTMENT 24J MECHANICAL PROJECTS

- PLEASE NOTE -

*THIS IS A CONFERENCE JUDGED
DEPARTMENT ON MONDAY*

**All exhibitors are required to follow
Junior Division Rules**

No entries accepted after entry deadline

Premiums: \$2.00 \$1.75 \$1.50 \$1.25

Reminders:

- All posters **MUST** be on 14" x 22" tag board
- All posters **Must** have a hole punched in the 2 top corners for hanging at the fair
- **ALL Scrapbooks Must Have At Least 10 Pages**

Class A --- Tractor Maintenance

Lots:

1. Exhibit panel of worn parts caused by poor tractor maintenance, collected by member, with explanation of cause & how it could have been prevented
2. Poster telling story of tractor or machinery safety
3. Tractor project book with completed lessons and written story of member's tractor project
4. Poster displaying tractor service and cost records
5. Display board showing different kinds of nuts, screws, washers, and other fasteners used on farm machinery, properly labeled (mounted on a 14" x 22" plywood or pressed board)
6. Any Other Exhibit relating to this class, not listed

Class B --- Small Engines

Grade Grade Grade (Grades determined as of
3-5 6-8 9 & Up Jan. 1st of this year)

Lots:

- | | | | |
|---|----|----|---|
| 1 | 21 | 41 | Exhibit of small 4-cycle engine parts, identifying parts |
| 2 | 22 | 42 | Poster showing steps in small engine service job |
| 3 | 23 | 43 | Poster showing correct steps in preparing a small engine for off-season storage |
| 4 | 24 | 44 | A small engine safety poster |
| 5 | 25 | 45 | Panel showing worn or faulty engine parts with a statement as to cause and prevention |
| 6 | 26 | 46 | Poster showing the event in a 4-cycle engine with brief explanation |
| 7 | 27 | 47 | Poster listing preventative maintenance for a 4-cycle engine |
| 8 | 28 | 48 | Poster showing event in a two-cycle engine with a brief explanation |

- | | | | |
|----|----|----|--|
| 9 | 29 | 49 | Panel exhibit of carburetor parts with explanation of function of parts, float type of diaphragm |
| 10 | 30 | 50 | Poster listing preventive maintenance measures recommended for two-cycle engines |
| 11 | 31 | 51 | Safety poster on chain saw use, outboard motor, motorcycle or motorbike |
| 12 | 32 | 52 | Any Other Exhibit relating to this class, not listed |

Class C --- Bicycles

Grade Grade Grade (Grades determined as of
3-5 6-8 9 & Up Jan. 1st of this year)

Lots:

- | | | | |
|---|----|----|---|
| 1 | 11 | 21 | Safety poster on tag board showing one or more safety hazards and corrective measures |
| 2 | 12 | 22 | Poster showing proper care, maintenance, and use of bicycle parts |
| 3 | 13 | 23 | Poster on identification of bicycles parts |
| 4 | 14 | 24 | Educational poster or exhibit on types of bicycles, past or present |
| 5 | 15 | 25 | Any Other Exhibit relating to this class, not listed |

Class D --- Aerospace

Rockets must NOT contain propellants.

(Grades determined as of Jan. 1st of this year)

Lots:

Grades 3 - 5

1. Single stage rocket (3 or 4 fin model)
2. Multi-stage rocket (2 or 3 stage)
3. Educational poster of the basic parts of a rocket
4. Any Other Exhibit relating to this class, not listed

Grades 6 - 8

10. Multi-stage rocket (2 or 3 stage)
11. Exotic design rocket
12. Poster on history of flight
13. Poster on principles of flight
14. Any Other Exhibit relating to this class, not listed

Grades 9 and Up

20. Multi-stage rocket (2 or 3 stage)
21. Exotic design rocket
22. Poster on aircraft propulsion
23. Poster on structure and instruments
24. Poster on navigation and weather
25. Poster on air safety
26. Any Other Exhibit relating to this class, not listed

Class E --- Models

Grade Grade Grade (Grades determined as of
3-5 6-8 9 & Up Jan. 1st of this year)

Lots:

- | | | | |
|---|----|----|---|
| 1 | 20 | 40 | Model car, most pieces snap together |
| 2 | 21 | 41 | Model car, most pieces glued together |
| 3 | 22 | 42 | Model truck, most pieces snap together |
| 4 | 23 | 43 | Model truck, most pieces glued together |
| 5 | 24 | 44 | Model train, most pieces snap together |
| 6 | 25 | 45 | Model train, most pieces glued together |

7	26	46	Model tank, most pieces snap together
8	27	47	Model tank, most pieces glued together
9	28	48	Model airplane, most pieces snap together
10	29	49	Model airplane, most pieces glued together
11	30	50	Model ships or boats, most pieces snap together
12	31	51	Model ships or boats, most pieces glued together
13	32	52	Model motorcycle, most pieces snap together
14	33	53	Model motorcycle, most pieces glued together
15	34	54	Any other model, except rockets, most pieces snap together, NOT already listed
16	35	55	Any other model, except rockets, most pieces glued together, not listed

Class F --- Legos / K-Nex / Similar Media

Grade Grade Grade (Grades determined as of
3-5 6-8 9 & Up Jan. 1st of this year)

Lots:

1	20	40	Vehicle (car, truck, etc) from kit
2	21	41	Vehicle (car, truck, etc) original design
3	22	42	Aerospace (airplane, rocket, etc) from kit
4	23	43	Aerospace (airplane, rocket, etc) original design
5	24	44	Aquatic (boat, submarine, etc) from kit
6	25	45	Aquatic (boat, submarine, etc) original design
7	26	46	Building from kit
8	27	47	Building from original design
9	28	48	Dinosaur from kit
10	29	49	Dinosaur from original design
11	30	50	Train from kit
12	31	51	Train from original design
13	32	52	Robotics from kit
14	33	53	Robotics from original design
15	34	54	Any other item, from kit, not listed
16	35	55	Any other item, from original, not listed

Class G --- Snowmobiles

Grade Grade Grade (Grades determined as of
3-5 6-8 9 & Up Jan. 1st of this year)

Lots:

1	20	40	Snowmobile safety poster
2	21	41	Exhibit of snowmobile parts identifying parts
3	22	42	Panel exhibit of faulty parts

4	23	43	Picture sequence story, using black & white or color photographs, mounted on (12"x14") tag board illustrating one of the following: -Trail maintenance and development -Trail ride activity - Maintenance of own snowmobile
5	24	44	Emergency snowmobile's safety kit
6	25	45	Emergency snowmobile maintenance kit
7	26	46	Any other item related to this class, not listed

Class H --- Handyman

Grade Grade Grade (Grades determined as of
3-5 6-8 9 & Up Jan. 1st of this year)

Lots:

1	10	20	Repaired, refinished or constructed article to use in workshop (Attach statement of work done & method used)
2	11	21	Repaired, refinished or constructed article for sport or recreational purpose (Attach statement of work done & method used)
3	12	22	Any other item related to this class, not listed

Class I --- Dioramas

- Dioramas will be limited to a maximum size of 3 foot X 4 foot
- The largest scale to be used is 1/12 scale (1 inch equals 1 foot)
- Each exhibit must have the following information (on a 3"X5" card or on an 8½ X 11 sheet of paper - attached securely to the diorama)
 - Title of this diorama
 - Statement of the level of difficulty in building this diorama - using the terms defined below -Scratch Built, Custom Built, or Kit Bashed
 - Statement of what kind of help was received while building the diorama
 - Amount of time it took to build this diorama
 - Specify any customized pieces and whether those pieces were purchased or customized by the exhibitor
 - Explain the activity in your diorama
- Definitions:
 - Scratch Built = buying or making individual parts and building a scale model
 - Custom Built = starting with a kit or a model and completely changing or modifying its appearance
 - Kit Bashed = taking two or more kits and combining them into one scale model

3-5 6-8 9 & Up Jan. 1st of this year)

Lots:

1	40	70	Diorama of agricultural Items - from kit (tractors, farm equipment, farm buildings, may or may not include houses, etc.)
2	41	71	Diorama of agricultural items - from scratch built, custom built or kit-bashed (tractors, farm equipment, farm buildings, may or may not include houses, etc.)
3	42	72	Diorama of aquatic items - from kit (ships, boats, submarines, etc.)
4	43	73	Diorama of aquatic items - from scratch built, custom built or kit - bashed (ships, submarines, etc.)
5	44	74	Diorama of highway transportation items - from kit (semis, trucks, cars, motorcycles, etc.)
6	45	75	Diorama of highway transportation items - from scratch built, custom built or kit - bashed (semis, trucks, cars, motorcycles, etc.)
7	46	76	Diorama of railroad items from kit (engines, railroad cars, railroad equipment, etc.)
8	47	77	Diorama of railroad items from scratch built, custom built or kit - bashed (engines, railroad cars, railroad equipment, etc.)
9	48	78	Diorama of military items - from kit (tanks, trucks, cannons, personal vehicles, etc.)
10	49	79	Diorama of military items – from scratch built, custom built or kit-bashed (tanks, trucks, cannons, personal vehicles, etc.)
11	50	80	Diorama of non-military aircraft items - from kit (planes, helicopters, etc)
12	51	81	Diorama of non-military aircraft items - from scratch built, custom built or kit -bashed (planes, helicopters, etc)
13	52	82	Diorama of miniature dwelling(s) - from kit (doll houses, furnishings, etc)
14	53	83	Diorama of miniature dwelling(s) - from scratch built, custom built or kit – bashed (doll houses, furnishings, etc.)
15	54	84	Diorama of any other scale model items - from kit
16	55	85	Diorama of any other scale model items - from scratch built, custom built or kit- bashed



Department 25J

Foods and Nutrition

All exhibitors are required to follow
Junior Division Rules

No entries accepted after entry deadline

--- PLEASE NOTE ---

Decorated Cookies – Cupcakes – Cakes
--- ONLY ---

May be brought in between 8:00 a.m. - 9:00 a.m.

On Thursday - Judging Day

**NO baked items, including decorated cakes, will be
returned to the exhibitor at the end of the fair.**

Pick up entry tags and ribbons at release time.

**All baked foods must be brought on a
sturdy disposable plate enclosed in zip lock type bags**

**EXCEPT for decorated entries that
do NOT need to be in a bag or covered**

Tie entry tag to plate

**All baked exhibits must be made from scratch,
except cakes for decorated cakes,
or where specified "from a mix".**

**Decorations for cakes may not be commercially pre-
formed decorations, but candies and other edible items
are acceptable as a minor part of the decoration.**

Grades determined as of Jan. 1st of this year

Reminders:

- All posters **MUST** be on 14" x 22" tag board
- All posters **Must** have a hole punched in the 2 top corners for hanging at the fair

Premiums: \$2.00 \$1.75 \$1.50 \$1.25

Class A --- Grades 3 - 4

Lots:

1. No-bake cereal cookies/bars, 3
2. Cupcakes from a mix, unfrosted, 3
3. Soft pretzels, 3
4. Standard drop cookies, 3
5. Display of measuring utensils, identified
6. Decorated cookies, 3
7. Decorated cupcakes, 3
8. Muffins, 3
9. Poster, showing the USDA Food Guide

Class B --- Grade 5-6

Lots:

1. Plain muffins, 3
2. Peanut butter cookies, 3
3. Rolled baking powder biscuits, 3
4. Yeast rolls any shape, 3
5. Decorated cake, any size, any shape
6. Quick fruit bread - 4" piece with heel
- write type of bread on back of entry tag
7. Baked bar cookie - 3" square (no nuts or frosting)

8. Decorated cookies, 3
9. Decorated cupcakes, 3
10. Poster, of 4 entrees safe for box or sack lunch, include explanation of food safety reasons

Class C --- Grades 7 – 8

Lots:

1. Rolled baking powder biscuits, 3
2. Any quick bread (NOT pumpkin), 4" piece with heel - write type of bread on back of entry tag
3. Decorated cake, any size, any shape – using frosting
4. Brownies, unfrosted, 3" square
5. Pumpkin bread, 4" piece with heel
6. Yeast dinner rolls, 2 different shapes, 2 each (4 rolls total)
7. Pie crust for single crust pie, 1 small
8. Refrigerator cookies (no nuts), 3
9. Free formed creatively shaped bread using no pre-formed pans or molds
10. Decorated Cupcakes, 3
11. Decorated cake, any size, any shape – using fondant

Class D --- Grades 9-10

Lots:

1. White yeast bread, 4" piece with heel
2. Quick bread promoting a Wisconsin Ag product, 4" piece with heel Include recipe. Product must feature something other than a normal baking ingredient, i.e.: milk, butter, or eggs
3. Decorated cake, any size, any shape – using frosting
4. Rolled and cut cookies, 3
5. Two-crust fruit pie, 1/6 of pie
6. Candy, cooked, 3 pieces
7. Free form creatively shaped bread using no pre-formed pans or molds
8. Sponge cake, wedge that is 1/4 of cake
9. Decorated Cupcakes, 3
10. Decorated cake, any size, any shape – using fondant

Class E --- Grades 11 and Up

Lots:

1. Yeast bread using 2 flours (4" piece with heel)
2. International cookie, bring recipe, 3
3. International bread, bring recipe, (4" piece with heel)
4. Fruit filled rolled and cut cookies, 3
5. Decorated cake, any size, any shape – using frosting
6. Cinnamon rolls, 3
7. Croutons, any flavor, 1 cup, in a quart zip-lock bag
8. Homemade candy, 4 pieces
9. Two-crust fruit pie, 1/6 of pie
10. Free form creatively shaped bread using no pre-formed pans or molds
11. Decorated Cupcakes, 3
12. Decorated cake, any size, any shape – using fondant



Class F --- Food Preservation

Only standard, clear, pint or quart canning jars will be judged. Jams and jellies must use pint or ½ pint standard jars with 2-piece lids. Exhibits must have been preserved since the last fair. Jars must be labeled with the following information:

1. Name of product
2. Date preserved
3. Type of pack (hot or raw)
4. Method of processing (hot water bath or pressure canned)
5. Time processed
6. Pounds of pressure canned
7. Include recipe on a 3" x 5" card on which ingredients and amounts are listed

Use processing method and times according to the latest USDA publications.

Premiums: \$2.00 \$1.75 \$1.50 \$1.25

Grade Grade Grade (Grades determined as of 3-5 6-8 9 & Up Jan. 1st of this year)

Lots:

1	30	60	Tomatoes, whole or quartered
2	31	61	Tomato Juice
3	32	62	Green Beans
4	33	63	Whole Kernel Corn
5	34	64	Any Other Processed Vegetable
6	35	65	Rhubarb
7	36	66	Apples, whole or sliced
8	37	67	Pears, whole or sliced
9	38	68	Peaches, whole or sliced
10	39	69	Any Other Processed Fruit
11	40	70	Applesauce
12	41	71	Any Other Processed Fruit Sauce
13	42	72	Apple Butter
14	43	73	Any Other Processed Fruit Butter
15	44	74	Jam, any fruit
16	45	75	Jelly, any fruit
17	46	76	Low Sugar Jam or Jelly, any fruit, name jelling agent
18	47	77	Pickles, dill, include recipe
19	48	78	Pickles, sweet, include recipe
20	49	79	Pickles, any other, include recipe
21	50	80	Any Canned Meat
22	51	81	Any Dried Meat 1 cup container or bag, include method of drying & time dried
23	52	82	Any Dried Vegetable, 1 cup container, include method of drying & time dried

- 24 53 83 Any Dried Fruit,
1 cup container, include method of
drying & time dried
- 25 55 85 Any Other Canned or
Dried Food Not Listed

Class G --- Place Settings

Lots:

1. Informal Place Setting with Menu
(Grades 3 - 7)
2. Formal Place Setting with Menu
(Grade 8 and Up)
3. Exhibit Demonstrating at Least
6 Styles of Napkin Folds

Class H --- Miscellaneous

Lots:

1. Poster, 14"x22", of basic food group
recommendations
2. Poster, 14"x22", explaining a recipe
3. Poster, 14"x22", showing food safety or sanitation
practice in kitchen
4. Poster, 14"x22", menu and plan for 1 meal
5. Family Cook Book
(not commercially published)
6. Recipe Box
(1 box & a minimum of 25 recipes)
7. Theme gift basket / package, any occasion,
baskets / packages must include at least
1 nutritious food item, no larger than 15"
in diameter or 15" X 15" square
8. Food Gifts in a Jar and / or Mug (1 item)



DEPARTMENT 26J
CLOTHING

- PLEASE NOTE -

*THIS IS A CONFERENCE JUDGED
DEPARTMENT ON MONDAY*

**All exhibitors are required to follow
Junior Division Rules**

**No entries accepted after entry deadline.
Use safety pin to attach tag.**

All exhibits must be exhibited on a hanger.

**Serged and / or traditional techniques may be used in the
construction of all garments**

**A 3" x 5" card must be secured to All garments
with the following information:**

1. Years Sewing Experience
2. Grade (as of Jan. 1st of this year)
3. Fiber Content
4. Intended Use
5. Intended Care
6. Type of Interfacing (if used)
7. Preparation of Fabric and Notions

PLEASE NOTE

**ALL clothing exhibits entered in CLASSES A, B, C, D
May NOT be Textile Arts Revue Exhibits**

Premiums: \$2.00 \$1.75 \$1.50 \$1.25

Class A --- Beginner (1 - 2 years sewing experience)

Class B --- Intermediate (3 - 4 years sewing experience)

Class C --- Advanced (5 + years sewing experience)

Lots:

1. Scarf
2. Blouse or top
3. T-Shirt (serged)
4. Sleepwear
5. Apron
6. Skirt
7. Pants or shorts
8. Outfit for best wear
9. Outfit for casual wear
10. Jumper
11. Jumpsuit
12. Vest
13. Decorated top
14. Recycled garment updated & refitted
(must have before photo)
15. Accessory for self
(hair bow, tie, scarf, etc.)
16. Article for travel
(bag, gym bag, etc.)
17. Article made for home
(pillow, placemats, etc.)
18. Holiday article for home
(Christmas stocking, tree skirt,
Easter Bunny, etc.)
19. Jacket or coat
20. Costume
21. Garment for a child
22. Garment for an adult
23. Article sewn in school
24. Article made of wool (at least 50% wool)
25. Robe
26. Swim wear
27. Article that is lined
28. Stuffed animal
29. Outfit for doll (height under 12 inches)
30. Outfit for doll (height over 13 inches)
31. Any Other Exhibit relating to this class,
not listed

Class D --- Equestrian Attire

Lots:

1. Grooming mitt
2. Grooming apron

3. Quilted leg wrap
4. Western pad
5. English pad
6. Cooling sheet or horse blanket
7. Carrying bag for riding boots
8. Equestration scarf
9. Mane tamer
10. Any style shirt exhibitor would wear for a horse show
11. Any style pants exhibitor would wear for a horse show
12. Halter cover
13. Riding chaps
14. Any Other Exhibit relating to this class, not listed

Textile Arts Revue Rules

A Textile Arts Revue Exhibit CANNOT be entered as a clothing construction entry in CLASSES A, B, C, D

But MUST be entered on the

Fair Entry Form & Exhibited at the fair

1. Open to members enrolled in a clothing project
2. All Textile Arts Revue entries must be part of the Textile Arts Revue.
3. A Textile Arts Revue exhibit **CANNOT** be entered as clothing construction entry for fair but **MUST** be entered on the Fair Entry Blank at fair time
4. All garments must be made by the exhibitor
5. Judging will be as follows:
 - Suitability of garment to individual and selection of color and design
 - General appearance, neatness, posture and fit
 - Construction to the extent that it affects general appearance
6. All Textile Arts Revue garments **must** be on display during the fair. Bring your garments when you bring your other clothing entries for display
7. Persons participating in the Textile Arts Revue **must** model their garment/s at the style show to receive their premium money & ribbon for that entry. You should appear at the style show exactly as you appeared at Textile Arts Revue (using all the same accessories, shoes, hair style, props, etc.) or your placing may be dropped by one place at fair
8. Textile Arts Revue garments will be judged before the fair, and placings announced, State Fair selections will be announced, special awards will not be announced until Style show
9. All garments must be brought to the fair clean, well-pressed, and on hangers.
10. Entry tags should be pinned to garments in upper right hand corner & not attached to the hangers

Members may enter

ONLY ONE ENTRY PER LOT NUMBER

Judging will be done by years of sewing experience rather than grade

Class E --- Beginning (1-2 years experience)


Class F --- Intermediate (3-4 years experience)


Class G --- Advanced (5+ years experience)

Premiums: \$2.00 \$1.75 \$1.50 \$1.25

Lots:

1. Blouse with buttons and collar
2. Casual jacket or coat
3. Costume: Halloween, riding, dance, theater, etc.
4. Outfit for best wear
5. Formal wear
6. Garment for child from 5-12 years
7. Garment for child under 5 years
8. Garment for female adult
9. Garment for male adult
10. Jumper
11. Jumpsuit
12. Lined jacket or blazer
13. Outfit combining different types of fabric
14. Pants
15. Recycled garment, updated, refitted, (must include before photo)
16. Shirt
17. Shorts
18. Simple dress
19. Simple top
20. Skirt
21. Skirt and top
22. Sleepwear
23. Sportswear, at least 2 pieces
24. Sweatshirt
25. Sweat suit or jogging suit
26. Swimwear
27. Unlined suit
28. Vest
29. Model a purchased complete outfit for yourself - showing receipts with a cost under \$75.00 - for Grades 3rd - 7th - showing receipts with cost under \$100.00 - for Grades 8th and up
30. Model a purchased complete outfit for yourself from thrift / resale store, showing receipts with cost under \$35.00
31. Any Other Exhibit relating to this class, not listed





DEPARTMENT 27J **KNITTING & CROCHETING**

- PLEASE NOTE -

THIS IS A CONFERENCE JUDGED

DEPARTMENT ON MONDAY

All exhibitors are required to follow

Junior Division Rules

No entries accepted after entry deadline.

Use safety pin to attach entry tag

Premiums: \$2.00 \$1.75 \$1.50 \$1.25

Class A --- Knitting (1-2 years experience)

Lots:

1. Pot holder
2. Slippers
3. Hat
4. Mittens, 2 needles
5. Single holiday decoration (not an ornament)
6. Set of 3 Christmas ornaments
7. Set of 3 refrigerator magnets
8. Washcloth
9. Scarf or Cowl
10. Any felted item
11. Any Other Exhibit relating to this class, not listed

Class B --- Knitting (3 - 4 years experience)

Lots:

1. Hat, using 2 or more colors
2. Scarf or Cowl, using 2 or more colors
3. Simple Sweater or Vest
4. Any Garment, made on circular needles
5. Afghan
6. Cardigan or Pullover Sweater
7. Vest
8. Baby Set (2 or 3 items)
9. Baby Afghan
10. Slippers, using 2 or more colors
11. Pillow
12. Seamless Mittens (not 2 needle)
13. Any felted item
14. Any Other Exhibit relating to this class not listed

Class C --- Knitting (5+ years experience)

Lots:

1. Infant sweater set, 3 items
2. Item using 3 or more colors of yarn
3. Garment using advanced techniques
4. Afghan using advanced techniques
5. Garment with mixed colors using mixed carrying yarn or mixed bobbin yarn
6. Cardigan/sweater

7. Vest
8. Matching pillows
9. Any Other Exhibit relating to this class, not listed

Class D --- Crocheting (1 - 2 years experience)

Lots:

1. Slippers
2. Pot holders, 2
3. Mittens
4. Hat
5. Simple holiday decoration
6. Pillow
7. Set of 3 Christmas ornaments
8. Set of 3 refrigerator magnets
9. Any Other Exhibit relating to this class, not listed

Class E --- Crocheting (3 or more years experience)

Lots:

1. Slippers, using 2 or more colors
2. Hat, using 2 or more colors
3. Scarf, using 2 or more colors
4. Simple Sweater or Vest
5. Pillow using 2 or more colors (set of 2)
6. Afghan - more than 1 color
7. Gloves
8. Holiday item (not ornaments)
9. Set of 3 Christmas ornaments
10. Wall hanging
11. Infant sweater set, 3 pieces
12. Any item with a decorative stitch
13. Article made from granny squares
14. Garment using advanced technique
15. Afghan using advanced technique
16. Doily, made of cotton thread and mounted on cardboard
17. Sampler Pillow Top
18. Sampler Wall Hanging
19. Pillow using advanced technique
20. Any felted item
21. Any Other Exhibit relating to this class, not listed

--- Textile Review Items ---

Textile Arts Revue Rules

- A Textile Arts Revue Exhibit CANNOT be entered as any entry. But MUST be entered on the Fair Entry Form & Exhibited at the fair
- Open to members enrolled in a Cultural Arts project
- All Textile Arts Revue entries must be part of the Textile Arts Revue.
- A Textile Arts Revue exhibit CANNOT be entered as clothing construction entry for fair but MUST be entered on the Fair Entry Blank at fair time
- All garments must be made by the exhibitor
- Judging will be as follows:
 - Suitability of garment to individual and selection of color and design
 - General appearance, neatness, posture and fit
 - Construction to the extent that it affects general appearance

- All Textile Arts Revue garments must be on display during the fair. Bring your garments when you bring your other clothing entries for display
- Persons participating in the Textile Arts Revue must model their garment/s at the style show to receive their premium money & ribbon for that entry. You should appear at the style show exactly as you appeared at Textile Arts Revue (using all the same accessories, shoes, hair style, props, etc.) or your placing may be dropped by one place at fair
- Textile Arts Revue garments will be judged before the fair, and placings announced, State Fair selections will be announced, special awards will not be announced until Style show
- All garments must be brought to the fair clean, well-pressed, and on hangers.
- Entry tags should be pinned to garments in upper right hand corner & not attached to the hangers

Class F --- Textile Arts Revue Items

--- Knitting (1-2 years experience)

Lots:

1. Slippers
2. Hat
3. Mittens, 2 needle
4. Scarf or Cowl
5. Any other item that can be worn relating to this class
--- Knitting (3 - 4 years experience)

Lots:

6. Hat, using 2 or more colors
7. Scarf or Cowl, using 2 or more colors
8. Simple Sweater or Vest
9. Any Garment, made on circular needles
10. Cardigan or Pullover Sweater
11. Vest
12. Baby Set (2 or 3 items)
13. Slippers, using 2 or more colors
14. Seamless Mittens (not 2 needle)
15. Any other item that can be worn relating to this class---
Knitting (5+ years experience)

Lots:

16. Infant sweater set, 3 items
17. Item using 3 or more colors of yarn
18. Garment using advanced techniques
19. Garment with mixed colors using mixed carrying yarn or mixed bobbin yarn
20. Cardigan / sweater
21. Vest
22. Any other item that can be worn relating to this class---
Crocheting (1 - 2 years experience)

Lots:

23. Slippers
24. Mittens
25. Hat
26. Any other item that can be worn relating to this class---
Crocheting (3 or more years experience)

Lots:

27. Slippers, using 2 or more colors
28. Hat, using 2 or more colors
29. Scarf, using 2 or more colors

30. Simple Sweater or Vest
31. Gloves
32. Infant sweater set, 3 pieces
33. Garment using advanced technique
34. Any other item that can be worn relating to this class



DEPARTMENT 28J **HOME ENVIRONMENT**

- PLEASE NOTE -

THIS IS A CONFERENCE JUDGED

DEPARTMENT ON MONDAY

All exhibitors are required to follow

Junior Division Rules

No entries accepted after entry deadline

RULES:

1. Absolutely no kits allowed, unless specified
2. Starred (*) exhibits must include description of color scheme of room or area where article will be used. It must be written on 3" x 5" card & securely attached to article (use pin, string, staple, etc.)
3. WALL HANGINGS MUST BE **READY TO HANG**
4. Family involvement project is open to any Home Environment project member

Premiums: \$2.00 \$1.75 \$1.50 \$1.25

Class A --- Grades 3 - 5

(Grades determined as of Jan. 1st of this year)

Lots:

1. Dried weed/flower arrangement
(no purchased weeds or flowers)
2. Decorative wall hanging - latch hook, appliqué, felt, etc. (kit allowed)
3. Decorative pillow
4. Set of 2 matching potholders or potholder & mitt
(each a minimum of 6" in diameter)
5. *Plant hanger (macramé, crochet, etc.)
6. *Decorative item using plastic canvas
7. Set of 4 embroidered dish towels
8. Simple fringed place mats (2) or tablecloth
9. Christmas ornaments (2)
10. *Needlework picture -ready to hang
(embroidery, needlepoint, counted cross stitch) - kits allowed
11. *Counted cross stitch item - framed,
backing and hanger included
12. Creative wreath
13. Finish applied to small wood object with straight line. Example: bowl, tray, cutting board, etc.

14. Simple small article of cloth. Example: napkins, clothespin bag, laundry bag, cover for small appliance or basket liner displayed in basket
15. Wastebasket or pin-up board
16. Recycled item used in the home (such as pencil holder, waste basket, etc.)
17. Seasonal decoration for the home
18. Quilt, pieced and machine **quilted by exhibitor**
19. Quilt, pieced and **machine quilted by someone other than the exhibitor**
20. Quilt, pieced and tied
21. Quilt, appliquéd by hand
22. Quilt, appliquéd by machine
23. Crib quilt, any style
24. Quilt, any other, Not Listed
25. Any other quilted home furnishing item, Not Listed
26. Any Other Exhibit relating to this class, not listed

Class B --- Grades 6 - 8

(Grades determined as of Jan. 1st of this year)

Lots:

1. Set of 2 matching potholders or potholder & mitt (each a minimum of 6" in diameter)
2. Decorated place mats (2)
3. *Decorative throw pillow
4. Needlework picture may be crewel, needlepoint, etc. (kit allowed)
5. Creative decorative wooden item for home
6. Lap robe or coverlet - approx. 36 x 60 inches
7. Homemade bulletin board & sample of use
8. Padded picture frame with picture
9. Dried weed or flower arrangement (no purchased weeds or flowers)
10. Refinished or repaired wood item. Should have straight lines with no elaborate carvings or turnings Examples: foot stool, children's furniture, small box, tray, picture frame, book shelves, & plant stand
11. Small cloth article. Examples: hemmed table cloth, table runner, wall hanging, flat hemmed curtains
12. Desk set: blotter, pencil holder, & letter box
13. Decorative plastic canvas item
14. Seasonal decoration for the home
15. Recycled item used for home decoration
16. Quilt, pieced and machine **quilted by exhibitor**
17. Quilt, pieced and **machine quilted by someone other than the exhibitor**
18. Quilt, pieced and tied
19. Quilt, appliquéd by hand
20. Quilt, appliquéd by machine
21. Crib quilt, any style
22. Quilt, any other, Not Listed
23. Any other quilted home furnishing item, Not Listed
24. Any Other Exhibit relating to this class, not listed

Class C --- Grades 9 and up

(Grades determined as of Jan. 1st of this year)

Lot:

1. Padded picture frame & picture (5 x 7 or larger)
2. Dried weed or dried flower arrangement (no purchased weeds or flowers)

3. *Decorative throw pillow with applied design (stitchery, appliqué or other media)
4. *Machine quilted or appliquéd wall hanging
5. Decorative plastic canvas item
6. Counted cross stitch picture (framed, matted, backing & hanger)
7. Decorative picture (not counted cross stitch)
8. 4 patch work quilt squares (at least 12" x 12") - must include drawing of completed quilt design & color of border & backing of quilt
9. *Knotted, hooked, rya, crocheted, patchwork or braided rug
10. Decorative door decoration
11. Table setting, to include centerpiece, plate, glass, cup, saucer & table linen. Should be planned around a theme chosen by exhibitor - **Information card must accompany exhibit**
12. Refinished or repaired furniture (rocker, table, big chair, chest etc. must include "before" picture)
13. Recycled or low cost furnishing item. Card with exhibit to include materials used, cost & time involved in project, & finished use for item
14. Recycled item used for home decorating
15. Seasonal decoration for the home
16. Quilt, pieced and machine **quilted by exhibitor**
17. Quilt, pieced and **machine quilted by someone other than the exhibitor**
18. Quilt, pieced and tied
19. Quilt, appliquéd by hand
20. Quilt, appliquéd by machine
21. Crib quilt, any style
22. Quilt, any other, Not Listed
23. Any other quilted home furnishing item, Not Listed
24. Any Other Exhibit relating to this class, not listed



DEPARTMENT 29J **FAMILY & CHILD** **DEVELOPMENT**

- PLEASE NOTE -

*THIS IS A CONFERENCE JUDGED
DEPARTMENT ON MONDAY*

**All exhibitors are required to follow
Junior Division Rules**

No entries accepted after entry deadline

Reminders:

- **All posters MUST be on 14" x 22" tag board**
- **All posters Must have a hole punched in the 2 top corners for hanging at the fair**
-

- **ALL Scrapbooks Must Have At Least 10 pages**

Premiums: \$2.00 \$1.75 \$1.50 \$1.25

Class A --- Child Development

Grades 3 - 7

(Grades determined as of Jan. 1st of this year)

Lots:

1. Puppet with script that teaches one of the following: Safety, shapes, nutrition, eating habits, emotions, number concepts, what to do if you get lost (indicate age intended for)
2. Story written for pre-school child, with pictures or drawings & put into book form (indicate child's age & why it's suitable for this child)
3. Surprise bag (emphasize contents within a sturdy container) exhibitor would use when babysitting
4. Based on activity note format in the literature, put together scrapbook of 3 plans & evaluations for babysitting
5. Learning game or toy for pre-school child made by exhibitor (indicate age of child). Identify type of play (from literature) exhibit is for.
6. Poster showing 5 types of play
7. Any Other Exhibit relating to this class, not listed


Class B --- Child Development

Grades 8 and Up

(Grades determined as of Jan. 1st of this year)

Lots:

1. Puppet with script that teaches about 1 of the following: Friendship, love, honesty, mealtime, sleep, unhappy times (age of child intended for)
2. Poster, on responsibilities of a babysitter. Include how to fulfill those responsibilities
3. Story developed for child member works with, use pictures or drawings & put into book form. Or, a flannel board story with characters (characters should be in bag attached to board or on flannel board & wrapped with cellophane)
4. Display or poster on child care safety (display may not exceed the size of a poster)
5. Toy or game made by exhibitor for infant to toddler (indicate why appropriate for this age of child)
6. Toy or game for pre-school child, by member (indicate why appropriate and age of child)
7. Poster showing nutritional snacks a child can help prepare. Identify what the child can do & child's age.
8. Put together a super sitter survival kit. Include items exhibitor could use or need when babysitting. Enclose in a sturdy container
9. Begin a file or scrapbook of games. Include a total of 3 games, explain & illustrate the actions. Should be a combination of: Finger plays, action games with a corresponding story, other games
10. Any Other Exhibit relating to this class, not listed



DEPARTMENT 31J
COMMUNICATIONS &
DEMONSTRATIONS

- PLEASE NOTE -

THIS IS A CONFERENCE JUDGED DEPARTMENT ON MONDAY

All exhibitors are required to follow Junior Division Rules

**No entries accepted after entry deadline
Judging of demonstrations is done prior to the county fair.**

Demonstration judged at the county contest must be done during the fair in order to receive premium.

Premiums: \$2.00 \$1.75 \$1.50 \$1.25

Class A --- Individual Entries

(Grades determined as of Jan. 1st of this year)

Lots:

1. Formal Demonstration, Grades 3 - 5
2. Formal Demonstration, Grades 6 - 8
3. Formal Demonstration, Grades 9 & Up
4. Action Demonstration, Grades 3 - 5
5. Action Demonstration, Grades 6 - 8
6. Action Demonstration, Grades 9 & Up

Class B Team Entries

(Grades determined as of Jan. 1st of this year)

Lots:

1. Formal Demonstration, Grades 3 - 5
2. Formal Demonstration, Grades 6 - 8
3. Formal Demonstration, Grades 9 & Up
4. Action Demonstration, Any Grade

Class C --- Communications

Reminders:

- **All posters MUST be on 14" x 22" tag board**
- **All posters Must have a hole punched in the 2 top corners for at the fair**
- **ALL Scrapbooks Must Have At Least 10 Pages**

Grade Grade Grade (Grades determined as of
3-5 6-8 9 & Up Jan. 1st of this year)

Lots:

- | | | | |
|---|----|----|--|
| 1 | 21 | 41 | A collection of two or more items that document how you plan a speech (using a speech planning worksheet, list of references, outline, note cards, etc.) |
| 2 | 22 | 42 | A poster of stress reduction tips and suggestions for dealing with speech anxiety |
| 3 | 23 | 43 | A cassette or videotape of you practicing your speech, with a short note describing what you noticed when you listened to the tape |

4	24	44	A photo exhibit, scrapbook, or collage about the things you discovered from a person you interviewed that relates to "voices from the past"
5	25	45	An exhibit including photos and any other items you've gathered that relate to "voices from the past"
6	26	46	A report, essay, or other written work about a person you've interviewed that relates to "voices from the past"
7	27	47	A poster or collage that illustrates what families can do together instead of watching television
8	28	48	A family scrapbook of special events experienced by the family
9	29	49	A hand written book
10	30	50	A scrapbook or notebook of original poetry
11	31	51	An example of a homemade blank journal (do not submit journals with personal entries)
12	32	52	Any other piece or collection of original creative writing
13	33	53	An original book review about a favorite book
14	34	54	A poster illustrating your top 10 favorite books ever read
15	35	55	A recording of yourself reading a children's book to a child, and note age of child
16	36	56	Any Other Exhibit relating to this class, not listed



Department 32J BOOTHS

**ONLY YOUTH may set up the booth
One adult may be present to ONLY
supervise the youth.**

**One or more members of the youth organization
must participate in a conference with
the judge at 12 noon on Thursday of the fair.**

**Organizations not participating in conference judging
will be dropped one placing.**

**Any youth organization in Juneau County
is eligible to construct a booth.**

Booths are to be educational and to tell a story of the youth program. Booths are judged on the use of the fair theme, creativity, educational aspects, involvement of the club members in the completion and presentation of their booth.

**Organization may enter under only one lot number.
Booths must be entered on a fair entry form &
completed no later than noon on Thursday of the fair.**

***** PLEASE NOTE*****

**ALL nails, staples, tape, tacks, paper, etc.
MUST be removed from booth at the end of fair
or premium will be FORFEITED.**

Class A --- Booth Exhibit

Premiums: \$16.00 \$14.00 \$12.00 \$10.00

Lots:

1. Energy and / or Conservation
2. Project Promotion
3. Safety and / or Health
4. Youth Organization Promotion
5. Fair Theme - as stated on the cover of this fair book
6. Any Other Educational Booth Exhibit, not listed

DEPARTMENT 33J SELF - DETERMINED PROJECTS

- PLEASE NOTE -

***THIS IS A CONFERENCE JUDGED
DEPARTMENT ON MONDAY***

**All exhibitors are required to follow
Junior Division Rules**

No entries accepted after entry deadline.

Reminders:

- All posters **MUST** be on 14" x 22" tag board
- All posters **Must** have a hole punched in the 2 top corners for hanging at the fair
- **ALL** Scrapbooks **Must** Have At Least 10 Pages

Premiums: \$2.00 \$1.75 \$1.50 \$1.25

Class A --- Self-Determined Project

Grade Grade Grade (Grades determined as of
3-5 6-8 9 & Up Jan. 1st of this year)

Lots:

- | | | | |
|---|----|----|--|
| 1 | 20 | 40 | Poster showing an outline plan & identifying project at beginning of current enrollment year |
| 2 | 21 | 41 | Article made during current enrollment year with a 3" x 5" card attached - identifying resources, where & from whom you obtained help to complete your goals. The article should be of reasonable size to exhibit in the youth building. |
| 3 | 22 | 42 | Collection made during current enrollment year with 3" x 5" card identifying work done & resources used |

4	23	43	Scrapbook with story with essay, drawing, & picture of project work done during current enrollment year
5	24	44	Display showing project work during current year
6	25	45	Animal exhibit that was part of project work during current year
7	26	46	Interview, audio recording or written, showing project work during current year
8	27	47	Any Other Exhibit relating to this class, not listed



DEPARTMENT 34J
HEALTH, SOCIAL
& POLITICAL

- PLEASE NOTE -

*THIS IS A CONFERENCE JUDGED
DEPARTMENT ON MONDAY*

**All exhibitors are required to follow
Junior Division Rules**

No entries accepted after entry deadline

Reminders:

- All posters **MUST** be on 14" x 22" tag board
- All posters **Must** have a hole punched in the 2 top corners for hanging at the fair
- **ALL Scrapbooks Must Have At Least 10 Pages**

Premiums: \$2.00 \$1.75 \$1.50 \$1.25

Class A --- Taking Care - A Way of Life - Our Family

Grade Grade Grade (Grades determined as of
3-5 6-8 9 & Up Jan. 1st of this year)

Lots:

1	10	20	Scrapbook with Family Tree, pictures, stories, etc
2	11	21	Collage or poster describing your family
3	12	22	Interesting story about your grandparents
4	13	23	Any Other Exhibit relating to this class, not listed

Class B --- Health

Grade Grade Grade (Grades determined as of
3-5 6-8 9 & Up Jan. 1st of this year)

Lots:

1	10	20	Scrapbook showing/describing family activity related to health education theme
2	11	21	Scrapbook showing/describing club activity related to health education theme
3	12	22	Healthcare kit & short explanation of items
4	13	23	Any Other Exhibit relating to this class

Class C --- Safety

(Grades determined as of Jan. 1st of this year)

Traffic Safety – Grades 3 - 5

Lots:

1. Traffic Safety Poster
2. Scrapbook on Traffic Safety with drawings, pictures & articles on safety practices
3. Any Other Exhibit relating to this class, not listed

Farm or Home Safety – Grades 6 – 8

Lots:

4. Safety in the home or on the farm poster
5. Scrapbook on safety in the home or on the farm with drawings & pictures & articles on safety practices
6. Fire Prevention Poster
7. Any Other Exhibit relating to this class, not already listed

Farm or Home Safety – Grades 9 and Up

Lots:

8. Safety in the home or on the farm poster
9. Scrapbook on safety in the home or on the farm with drawings, pictures & articles on safety practices
10. Fire Prevention Poster
11. Any Other Exhibit relating to this class, not listed

Class D --- Citizenship

Grade Grade Grade (Grades determined as of
3-5 6-8 9 & Up Jan. 1st of this year)

Lots:

1	21	41	A letter or picture that shows what citizenship means to me
2	22	42	Map of a public area showing a vision of what could be in your community
3	23	43	Stakeholder interview reports
4	24	44	Picture of what power means to me
5	25	45	Research report on a citizenship project
6	26	46	Results of a survey conducted to support the citizenship project
7	27	47	Examples of letters written to support the citizenship project
8	28	48	Outline or transcript of a public speech given related to the citizenship project
9	29	49	Personal resume that highlights your citizenship project
10	30	50	Personal journal reflecting what was learned during the citizenship project
11	31	51	Report describing what you did for one step of the citizenship project
12	32	52	Communication item written by the individual to support a group citizenship project (i.e. letters to the editor, press releases, web pages, etc)
13	33	53	Any Other Exhibit relating to this class, not listed

JUNIOR FAIR

- Animals at the Fair
- Animal Health Regulations
- Meat Animal Sale Rules
- Ag. Society Membership Forms
- Fairest of the Fair Application Forms
- Fair Family of the Year Form
- Animal ID Form
- Entry Forms
- **REMEMBER**
KEEP & USE THIS
BOOK FOR
2024, 2025
& 2026

A

P

P


E

N

D

I

X



Talking Points

Be prepared to greet fairgoers with a positive attitude and a smile.

Here are some possible questions they may ask you.

Q: Why do you like exhibiting animals?

- I enjoy raising animals & taking care of them.
- I enjoy seeing them change as they grow.
- Animals are given to us for our needs and so they deserve our respect and care.

Q: Why are practices such as tail' docking, teeth clipping and castration used in some animals?

- These practices-are done to maintain the health of the animal.
- They protect the safety of other animals and humans.
- University scientists continue to research management practices.

Q: Why are some animals confined?

Some animals are raised in individual spaces for individual care and their safety.

Indoor housing: protects them from disease and predators.

Q: Why are antibiotics used on a farm?

- Farmers care about the health of their animals and it is important to keep them healthy.
- Our veterinarian has created a health program for prevention and treatment of our animals.

Q: Why do you use canes and show sticks'?

- They enable me to move animals more safely.
 - The animals then know where to go.
- Mistreatment of any kind is not tolerated.

Animals at the Fair **Keeping Things Positive**

You are a livestock exhibitor that cares for the well being of your livestock project. Not all fairgoers may think the same and attending a county fair or state fair may be the only opportunity that some people can see farm animals. Consumers may develop their own opinion of what they see at animal shows and correlate that to the whole industry. Thus be mindful and support one another at the fair making sure animals are properly cared for and treated. Make sure all animals are watered, fed, clean and bedded. Look up some of these organizations/movements on the internet: PETA, HSUS, Meatless Mondays, etc. to educate yourself on their goals.

If you find yourself talking to people who may have negative views about animal agriculture remember: Do not be defensive, do not cross your arms or roll your eyes, stand at the visitors' eye level to have a conversation, ignore your cell phone and focus on the visitor, speak in a calm voice and make eye contact.

Be respectful and listen to their point of view. Don't be afraid or modest; share your story with confidence.

Be proud that you are a farmer and a producer of food.

Help other exhibitors to make sure that all animals have the best care while at the fair.

Ask an adult for help with questions that you are not sure how to answer

Use your passion for your animal project to help deliver factual information!

If your visit with a fairgoer does not seem like a friendly one or starts out positive and then turns negative, ask a parent or adult leader to join the visit or direct the fairgoer to the Fair Office for additional information.



Animal Health Regulations

Fairs and Shows in Wisconsin: 2024 Season

This is a summary of animal health requirements for fairs, shows and exhibitions. They are not necessarily the same as requirements for importing animals into Wisconsin or moving them within the state for other purposes. They may change if animal diseases occur in Wisconsin or elsewhere, so always check datcp.wi.gov or contact us for current information.

Fairs or exhibitions may have additional requirements. Exhibitors should contact the event organizers for more information. Ref. s. ATCP 10.87, Wis. Admin. Code.

<p style="text-align: center;">General requirements for event organizers</p>	<p>All fairs or exhibitions of any length must obtain, review, and keep for five years all required records and test results: Exhibitor's name and address</p> <ul style="list-style-type: none"> • Animal identification (number, type, description, and, when required, official identification (<i>see requirements for different animals below</i>)) • Documents showing compliance with disease testing and other health requirements • Livestock premises number, if any, where animals originated • Documentation showing legal importation to the event (if applicable) and, when required, movement to the event (<i>see requirements for different animals below</i>) • For swine, a record of any swine transported directly to a slaughtering establishment • For swine, a record of any swine transported to an animal market where all animals sold at the market sale for that day were shipped directly to a slaughtering establishment <p>Fairs or exhibitions lasting more than 24 hours must appoint a licensed veterinarian to inspect all animals daily. Note: Except in specific circumstances, if an animal already bears an official 840 eartag, that eartag must not be removed and additional official eartags must not be applied. Instead, the existing eartag must be read and recorded when a record of that animal is required. (Ref. s. ATCP 10.045, Wis. Admin. Code) These regulations apply to all fairs and exhibitions, including additional events (like rodeos, shows, or other organized events) that occur in conjunction with the fair.</p>
<p style="text-align: center;">Diseases</p> <hr style="border-top: 1px dashed black;"/> <p style="text-align: center;">Cattle and Bison</p>	<p>Animals that show evidence of having contagious or infectious diseases may not be commingled (or housed/kept) with other animals at a fair, show, or other exhibition in such a way as to allow disease to spread. Such animals should not attend the fair, show, or exhibition.</p> <p>Animals may be denied entry if they arrive at these events with contagious or infectious diseases, isolated and/or removed if they develop disease after arriving, or be subject to other action as would be necessary to control disease. (Ref. s. ATCP 10.08(1), Wis. Admin. Code)</p> <p>Bovine animals with ringworm, mange, warts or scab will be removed from the fair or exhibition premises, unless the veterinarian in charge finds warts or ringworm lesions are incapable of transmitting disease.</p> <hr style="border-top: 1px dashed black;"/> <p>Cattle from within Wisconsin have no requirements for tests or health documents.</p> <p>Cattle from outside Wisconsin (Ref. s. ATCP 10.22, Wis. Admin. Code) must:</p> <ul style="list-style-type: none"> • Be accompanied by certificate of veterinary inspection (CVI or health certificate)^a documenting official animal identification (ID) and all required tests and certifications • Have official individual ID (including steers)^b • Meet all of Wisconsin's normal requirements for import (see https://datcp.wi.gov/Pages/Programs_Services/CattleBison.aspx) <p>Acceptable animal IDs^b for all cattle from outside Wisconsin</p> <ul style="list-style-type: none"> • USDA metal ear tag number that is part of the National Uniform Eartagging System (NUES) (starts with state 2-digit code, also known as "brite" tag); this includes the orange brucellosis vaccination tag • 15-digit "840" tags (visual or RFID) • Valid only if applied before March 11, 2015: <ul style="list-style-type: none"> ○ Manufacturer-coded RFID tag - 15-digit number with the first three digits in 900s ○ American ID tag – 8 to 12-digit number prefaced with "USA"

Cattle and Bison

Brucellosis requirements for cattle from outside Wisconsin

No cattle from outside Wisconsin are currently required to be brucellosis tested or vaccinated to come to fairs and shows in Wisconsin

Tuberculosis (TB) requirements^c for cattle from outside Wisconsin

As of 1/1/23, all cattle from **Texas** and **Michigan's TB Free Zone** (for cattle from Michigan's Modified Accredited Zone see below), regardless of sex or age are required to have a negative TB test within 60 days prior to import.

For details and requirements by state, see:

https://datcp.wi.gov/Pages/Programs_Services/CattleBison.aspx

Cattle from Michigan's Modified Accredited Zone – Alcona, Alpena, Montmorency, and Oscoda counties - (for cattle from Michigan's TB Free Zone, see requirements by state above) also need:

- Import permit^e
- To originate from a herd that has a negative whole-herd TB test within 12 months before arrival in Wisconsin that includes all animals 1 year and older^c
- Negative individual TB tests within 60 days before entering Wisconsin^c
- A statement indicating the animals will return directly to the state of origin after the show^d.

For information on obtaining an import permit:

- Online https://datcp.wi.gov/Pages/Programs_Services/AnimalMovementPermits.aspx
- Email DATCPanimalimports@wi.gov
- Call (608) 224-4872

Cattle from Canada must meet current federal requirements to enter the United States. (See

<https://www.aphis.usda.gov/regulations/vs/iregs/animals/downloads/ca-protocol-imp-cattle-bison.pdf>)

Requirements are subject to change as conditions warrant. For current information, check

https://datcp.wi.gov/Pages/Programs_Services/CattleBison.aspx.

Swine

Note: *These regulations apply to all swine, including pet pigs and racing pigs.*

Swine from within Wisconsin (Ref. s. ATCP 10.32(2) and 10.87, Wis. Admin. Code) need a Wisconsin intrastate certificate of veterinary inspection (CVI or health certificate)^a:

Note: *Herd of origin means the herd in which the pigs currently reside, likely the exhibitor's herd. When pigs are purchased from a herd, the herd from which they originate is the herd of origin for the seller. Once the purchased pigs are added into the buyer's herd (even if the buyer's herd only consists of one or just a few animals), the buyer's herd becomes the new herd of origin and that herd must meet testing requirements to move pigs again.*

- Stating that the entire herd of origin on the farm was inspected within 30 days before the show and no apparent disease was present at the time of inspection^d.
- **Non-terminal Exhibitions:** All swine must have a PRRS (Porcine Reproductive and Respiratory Syndrome) and PEDv (Porcine Epidemic Diarrhea virus) test of the herd of origin within 90 days of the end of the exhibition^c. Include test date, type, and results on the CVI.
- **Terminal Exhibitions:** No testing requirements.^c

Note: *Terminal Exhibitions are those at which all the swine go directly from the fair/show to the slaughtering establishment OR to a slaughter only market sale. If going to a slaughter only market sale, contact the Division of Animal Health fair inspector for required information to collect.*

Note: *If the fair intends to use a load-out facility, contact the Division of Animal Health in advance to discuss requirements that must be met.*

Swine from outside Wisconsin (Ref. s. ATCP 10.30 and 10.87, Wis. Admin. Code) need a certificate of veterinary inspection (CVI or health certificate)^a that includes the following:

- The negative results of the PRRS test^c from the swine's herd of origin conducted within 90 days prior to movement into Wisconsin including test date, type, and results.
- The negative results of the PEDv test^c from the swine's herd of origin conducted within 90 days prior to movement into Wisconsin including test date, type, and results.

Swine

- A statement that the veterinarian has inspected the entire herd of origin within the past 30 days and that no clinical signs of PRRS and PEDv or any other apparent disease was present at the time of inspection.^d
- Official individual identification (ID)^b

Acceptable methods of ID for swine are^b:

- USDA silver ear tag
- USDA 840 ear tag, either visual or RFID
- Breed association tattoo if the pig is a purebred and the tattoo is registered
- An ear tag with the premises identification number and a unique identifier
- Ear notch if the pig is a purebred and the notch is registered

Note: Microchips are not accepted as official ID for any swine including pet pigs.

- Requirements are subject to change as conditions warrant. For current information and for PRRS and PEDv testing options, check https://datcp.wi.gov/Pages/Programs_Services/SwineMovement.aspx.

Sheep and Goats

Note: *These rules do not apply to non-domestic sheep and goats. See Exotic Ruminants below.*

Sheep and goats from within Wisconsin need:

- If sexually intact, need official individual identification (ID)^b *at any age*.
- If not sexually intact, need official individual ID^b if they are *12 months or older*.
- See below for Official ID options.
- Sheep and goats that go to a slaughter establishment after the fair should have an owner hauler statement to move from the fair to the slaughter establishment.

Sheep and goats from outside Wisconsin (Ref. s.ATCP 10.69, 10.76, Wis. Admin. Code) need:

- Certificate of veterinary inspection (CVI or health certificate)^a and official individual ID^b for all animals.
- See below for Official ID options.
- See below for additional requirements for goats from Michigan's Tuberculosis Modified Accredited Zone.
- Sheep and goats that go to a slaughter establishment after the fair should have an owner hauler statement to move from the fair to the slaughter establishment.

Official Identification^b includes:

- Scrapie eartags (including tags on neckstraps for animals with absent/injured ears or with official tattoos – see DATCP Website*)
- USDA 840 ear tags
- Legible breed tattoos (see DATCP Website* and NOTE below)
- Legible scrapie tattoos (see DATCP Website* and NOTE below)
- Approved microchips (Electronic Identification/EID) – There are many requirements that need to be met to use microchips including a requirement for accompanying tattoos. See DATCP Website* and NOTE below.
- **NOTE:** *All sheep and goats that go through a market or to slaughter and require Official Identification **must be eartagged** with Official ID. Official ID in the form of a tattoo or Electronic Implantable Identification (EID) is no longer sufficient when moving through a market or going to slaughter.*
- **NOTE:** *If a Wisconsin origin animal is neutered, less than 12 months of age, and moving through a market after the fair, the market may require Official ID in the form of an ear tag.*
- *For more information on official identification and for owner hauler statements see DATCP Website at https://datcp.wi.gov/Pages/Programs_Services/OfficialID.aspx

Goats from Michigan's Tuberculosis (TB) Modified Accredited Zone –Alcona, Alpena, Montmorency, Oscoda counties- also need:

- Import permit^e
- To originate from a herd that has a negative whole-herd TB test within 12 months before arrival in Wisconsin that includes all animals 1 year and older^c
- Negative individual TB tests within 60 days before entering Wisconsin^c
- A statement indicating the animals will return directly to the state of origin after the show.^d

For information on obtaining an import permit:

- Online https://datcp.wi.gov/Pages/Programs_Services/AnimalMovementPermits.aspx
- Email DATCPAnimalImports@wi.gov
- Call 608-224-4872

Requirements are subject to change as conditions warrant. For current information, check https://datcp.wi.gov/Pages/Programs_Services/SheepGoatMovement.aspx.

Equine

Equine animals from within Wisconsin need documentation of a negative EIA (Coggins) test^c done within the previous 12 months, which clearly identifies the animal by complete description, digital photographs, or an approved microchip (if a reader is available). No test is needed for nursing foals accompanying negative dams. Documentation may be:

- Official test report VS 10-11, *or*
- USDA-approved electronic test form, *or*
- Global Vet Link EIA electronic form, *or*
- Certificate of veterinary inspection with the test results listed

Equine animals from outside Wisconsin (Ref. s.ATCP 10.36, Wis. Admin. Code) need:

- Certificate of veterinary inspection (CVI or health certificate)^a which clearly identifies^b the animal by complete description, digital photographs, or an approved microchip
- Negative EIA (Coggins) test^c done within previous 12 months that is reported on the CVI
- No EIA test is needed for nursing foals accompanying negative dams

Equines from Minnesota are exempt from the CVI requirement if:

- Ownership does not change while the animal is in Wisconsin
- The animal remains in Wisconsin no longer than 7 days
- Proof of a negative EIA (Coggins) test^c in previous 12 months accompanies the animal

Requirements are subject to change as conditions warrant. For current information, check https://datcp.wi.gov/Pages/Programs_Services/HorseOtherEquineMvmt.aspx

Poultry and waterfowl (Pigeons are not considered poultry for fairs and shows)

Poultry and waterfowl from within Wisconsin need ONE of the following:

- An NPIP certificate stating the flock of origin is a US pullorum-typhoid clean and for turkeys a *Mycoplasma gallisepticum* clean flock or NPIP affiliate flock^c *or*
- Documentation the flock of origin is a Wisconsin Tested Flock and has tested negative for pullorum-typhoid and for turkeys *Mycoplasma gallisepticum*,^c *or*
- Documentation the flock of origin is a Wisconsin Associate Flock^c, *or*
- Individual tests for sexually mature birds (turkeys over 6 months, all other birds over 4 months) within 90 days before arrival at the show. These birds also need wing or leg band identification (ID). All birds must test negative for pullorum-typhoid, and turkeys must test negative for *Mycoplasma gallisepticum*. After testing there can be no change of ownership or commingling with other birds that are not part of the flock except at other shows/fairs.

Note: Flock of origin means the flock in which the birds currently reside, likely the exhibitor's flock. Once purchased birds are added to the buyer's flock, even if the buyer's flock only consists of one or just a few birds, the buyer's flock is the flock of origin and that flock must meet NPIP or WI Tested or Associate Flock

status to avoid individual bird testing for shows/fairs.

Poultry and waterfowl from outside Wisconsin (Ref. s.ATCP 10.42, Wis. Admin. Code) need a certificate of veterinary inspection (CVI or health certificate)^a or equivalent (such as form VS 9-3) specifically showing movement to the fair or show that states:

- They originate from a flock classified pullorum-typhoid clean and for turkeys *Mycoplasma gallisepticum* clean under NPIP or an equivalent state program^c, or
- If they are sexually mature, that they have tested negative for pullorum-typhoid (and *Mycoplasma gallisepticum* for turkeys) within 90 days^c before arrival at the show. These birds also need wing or leg band ID^b.

Not required: Import permit number

Requirements are subject to change as conditions warrant. For current information, check https://datcp.wi.gov/Pages/Programs_Services/PoultryMovement.aspx.

Exotic Ruminants

Note: Exotic ruminants are ruminants that are not native to Wisconsin, and are not cervids – for example, Old World camels, yaks, water buffalo, pronghorn antelope, giraffes, and non-domestic sheep and goats. In addition, please contact your county and local municipality for any restrictions.

Exotic ruminants from within Wisconsin have no requirements.

Exotic ruminants from outside Wisconsin (Ref. s.ATCP 10.82, Wis. Admin. Code) must have

- Certificate of veterinary inspection (CVI or health certificate)^a
- Official individual identification (ID) as required for tuberculosis and brucellosis testing^b
- Import permit^e
- Proof written on the CVI that they meet requirements for:
 - *Tuberculosis (TB)* – negative test required within 60 days before entry^c
 - *Brucellosis* – negative test required within 30 days before entry^c Please call 608-224-4872 beforehand to determine which TB test to use.

For information on obtaining an import permit:

- Online https://datcp.wi.gov/Pages/Programs_Services/AnimalMovementPermits.aspx
- Email DATCPAnimalImports@wi.gov
- Call 608-224-4872

Requirements are subject to change as conditions warrant. For current information, check https://datcp.wi.gov/Pages/Programs_Services/ExoticSpeciesMvmt.aspx.

South American camelids: llamas, alpacas, guanacos, vicuñas

South American camelids from within Wisconsin have no requirements.

South American camelids from outside Wisconsin (Ref. s.ATCP 10.85, Wis. Admin. Code) must have a certificate of veterinary inspection (CVI or health certificate)^a and official individual identification (ID)^b. Official ID may be:

- Approved USDA ear tag number
- Microchip number
- Breed association registration number
- Breed association tattoo

Requirements are subject to change as conditions warrant. For current information, check https://datcp.wi.gov/Pages/Programs_Services/LlamaAlpacaMovement.aspx.

<p>Small animals: Dogs, domestic cats, and other household pets (ferrets, pet birds, rabbits, gerbils, guinea pigs, hamsters, hedgehogs, chinchillas, domestic mice and rats)</p>	<p>Note: For animals that are part of menageries, see also rules below for menageries. Pot-bellied and miniature pigs fall under rules for swine. Dog hybrids, domestic cat hybrids, or exotic small cat species such as servals fall under rules for Exotic small animals. Native wild animals and birds, including raptors, and captive wild animals such as raccoons, opossums, and skunks fall under rules for wild animals.</p> <p>Dogs from within Wisconsin (Ref. s.95.21, Wis. Stats.) that are 5 months or older need proof of current rabies vaccination.^f</p> <p>Cats and other household pets from within Wisconsin have no requirements.</p> <p>Dogs and cats from outside Wisconsin (Ref. s.ATCP 10.80, Wis. Admin. Code) that are 5 months or older need to be vaccinated against rabies^f by a licensed veterinarian, and regardless of age, need certificates of veterinary inspection (CVIs or health certificates)^a stating the age of the animal and for animals 5 months and older the date of last rabies vaccination and revaccination due date.</p> <p>Other household pets from outside Wisconsin (Ref. s.ATCP 10.06, Wis. Admin. Code) need certificates of veterinary inspection (CVIs or health certificates)^a but have no testing or vaccination requirements.</p> <p>Small animals from other nations need to meet requirements of the U.S. Department of Agriculture (608-662-0600) and Centers for Disease Control (1-800-232-4636).</p> <p>Requirements are subject to change as conditions warrant. For current information, check https://datcp.wi.gov/Pages/Programs_Services/PetMovement.aspx.</p>
<p>Exotic small animals (any species not covered by "small animals" above), exotic large animals, and other wild animals</p>	<p>Note: Local jurisdictions may have requirements beyond the state requirements listed here.</p> <p>Animals from within Wisconsin do not have any requirements as long as they are legally possessed in Wisconsin.^f</p> <p>Animals from outside Wisconsin (Ref. s.ATCP 10.84, Wis. Admin. Code) generally have no testing or vaccination requirements, but do need:</p> <ul style="list-style-type: none"> • Certificate of veterinary inspection (CVI or health certificate)^a • Import permit number^e <p>Note: Some animals may not be brought to Wisconsin.^f These are North American prairie dogs and the following African species: tree squirrels, rope squirrels, dormice, Gambian giant pouched rats, brush-tailed porcupines and striped mice. Some animals may require permits from the Wisconsin Department of Natural Resources. See http://dnr.wi.gov.</p> <p>For information on obtaining an import permit:</p> <ul style="list-style-type: none"> • Online https://datcp.wi.gov/Pages/Programs_Services/AnimalMovementPermits.aspx • Email DATCPAnimalImports@wi.gov <p>Call 608-224-4872</p> <p>Requirements are subject to change as conditions warrant. For current information, check https://datcp.wi.gov/Pages/Programs_Services/PetMovement.aspx.</p>
<p>Circus, rodeo, racing and menagerie animals</p>	<p>Note: Local jurisdictions may have requirements beyond the state requirements listed here.</p> <p>Animals from within Wisconsin must meet vaccination and testing requirements for their species. See these requirements earlier in this document.</p> <p>Animals from outside Wisconsin need certificates of veterinary inspection (CVIs or health certificates) and vaccinations, identification, and tests required for their species. See these requirements earlier in this document.</p> <p>They also need import permit numbers^e (Ref. s.ATCP 10.81, Wis. Admin. Code) if they are:</p> <ul style="list-style-type: none"> • Circuses and individual circus acts • Rodeo stock other than individual participants' horses

<p>Guidelines for housing and managing animals</p>	<ul style="list-style-type: none"> • Multi-species menageries (defined as any animals kept in a collection primarily for purposes of exhibition or competition) • Petting zoos <p>They do not need import permit numbers if they are:</p> <ul style="list-style-type: none"> • Rodeo horses owned by individual participants • Single-species groups <p>Note: Some animals may not be brought to Wisconsin. These are North American prairie dogs and the following African species: tree squirrels, rope squirrels, dormice, Gambian giant pouched rats, brush-tailed porcupines and striped mice. Some animals may require permits from the Department of Natural Resources. See https://dnr.wi.gov/topic/wildlifehabitat/captive.html</p> <p>For information on obtaining an import permit:</p> <ul style="list-style-type: none"> • Online https://datcp.wi.gov/Pages/Programs_Services/AnimalMovementPermits.aspx • Email DATCPAnimalImports@wi.gov Call 608-224-4872 <p>Requirements are subject to change as conditions warrant. For current information, check https://datcp.wi.gov/Pages/Programs_Services/CircusesRodeosMenageries.aspx.</p> <hr/> <p>The State Veterinarian recommends that exhibitors:</p> <ul style="list-style-type: none"> • Vaccinate breeding cattle against bovine viral diarrhea (BVD) at least 30 days before the event • Test cattle for BVD-PI by immunoperoxidase test, and bring them to shows only if they test negative • Test cattle for Johnes's disease by ELISA test, and bring to shows only if negative test • Clean and disinfect vehicles used to transport animals to and from the show, and vehicles used on the grounds before, during, and after the show • Isolate exhibited animals returning to their farms or animals purchased at the show for 21 days before mingling them with other stock • Additional biosecurity recommendations can be found at: www.youtube.com/widatcp Go to Created playlists and View full playlist under Farm Biosecurity Practices <p>The State Veterinarian recommends that show organizers:</p> <ul style="list-style-type: none"> • House cattle separately from South American camelids and other exotic ruminants • House cattle separately from small ruminants, especially sheep • House ostriches, emus, rheas and cassowaries separately from domestic poultry • House swine separately from any other mammals • Include a space for the premises registration code on livestock entry forms • Provide hand-washing stations near all livestock facilities <p>Provide individual watering and feeding troughs rather than common ones</p>
---	---

REMEMBER
KEEP & USE THIS BOOK FOR
2024, 2025 & 2026

Summary of Requirements for Animals from WITHIN Wisconsin Attending Events

*See animal page for full details. Note that fairs & shows may have additional requirements.

Animal (page #)	CVI	Official ID	Testing	Veterinary Statements	Other
Cattle & bison (2)	No	No	No	No	
Swine (3)	Yes ^a	No	If terminal show: No ^c If <u>not</u> terminal show: Negative PRRS and PED testing of herd of origin within 90 days of end of show. ^c	Yes: The entire herd of origin has been inspected within the past 30 days and no apparent disease was present at the time of inspection. ^d	
Sheep & goats (4)	No	Yes, ^b see "other"	No	No	Official ID not required if not sexually intact AND under 12 months of age.
Equine (5)	No	No	Yes: Negative EIA test (Coggins) within 12 months. ^c See "other"	No	Nursing foals with EIA test negative dams exempt from testing.
Poultry & waterfowl (5)	No	No	Yes: <u>ONE</u> of the following ^c : <ul style="list-style-type: none"> ● Originate from NPIP pullorum-typhoid clean (and for turkeys <i>Mycoplasma gallisepticum</i> clean) flocks or affiliate flocks with documentation. ● Originate from WI Tested pullorum-typhoid (and turkeys <i>Mycoplasma gallisepticum</i>) flock or Associate flock with documentation. ● Individual birds tested negative within 90 days for pullorum-typhoid (and turkeys <i>Mycoplasma gallisepticum</i>) with documentation. 	No	Only turkeys over 6 months and other birds over 4 months eligible for individual testing. Individually tested birds require: <ul style="list-style-type: none"> ● Wing or leg band ID ● No owner change ● No commingling with other birds that are not part of the flock except at other fairs/exhibitions.
Exotic ruminants (6)	No	No	No	No	
South American camelids (6)	No	No	No	No	
Small animals (7)	No	No	No	No	Dogs 5 months and older require proof of current rabies vaccination. ^f
Exotic small animals (7)	No	No	No	No	Must be legally possessed in WI. ^f

Summary of Requirements for Animals from OUTSIDE Wisconsin Attending Events
**See animal page for full details. Note that fairs & shows may have additional requirements.*

Animal (page #)	CVI	Official ID	Testing	Veterinary Statements	Import Permit	Other
Cattle & bison (2)	Yes ^a	Yes ^b	As of 1/1/23 from TX and MI only. TB testing required. See pg. 2. ^c	No, unless imported from MI MA zone. See pg. 2. ^d .	No, see "other"	Import permit needed if imported for rodeo/circus/menagerie and for cattle/bison from the MI MA zone. See pg. 2. ^e .
Swine (3)	Yes ^a	Yes ^b	Yes: Negative PRRS and PED testing of herd of origin within 90 days. ^c	Yes: The entire herd of origin has been inspected within the past 30 days and no apparent signs of PRRS, PED, or other disease was present at the time. ^d	No, see "other"	Import permit needed if imported for rodeo/circus/menagerie. ^e
Sheep & goats (4)	Yes ^a	Yes ^b	Only <u>goats</u> from the MI MA zone have TB test requirements. See pg. 4. ^c	No except for <u>goats</u> from the MI MA zone. See pg. 4. ^d .	No, see "other"	Import permit needed if imported for rodeo/circus/menagerie and for <u>goats</u> from the MI MA zone. See pg. 4. ^e .
Equine (5)	Yes, ^a unless all of the following apply: <ul style="list-style-type: none"> ● Imported from MN. ● No change of ownership while in WI. ● In WI for no more than 7 days. 	Yes ^b	Yes: Negative EIA test (Coggins) within 12 months. ^c Nursing foals with EIA test negative dams exempt from testing.	No	No, see "other"	Import permit needed if imported as stock horses for rodeo/circus/menagerie (not individual participants horses). ^e
Poultry & waterfowl (5)	Yes ^a (or VS9-3 for this specific import).	No, see "other"	Yes: <u>ONE</u> of the following ^c : <ul style="list-style-type: none"> ● Originate directly from NPIP enrolled flock. ● Originate directly from NPIP pullorum typhoid clean and for turkeys <i>Mycoplasma gallisepticum</i> clean flock. ● Individual birds test negative for pullorum- typhoid (and turkeys <i>Mycoplasma gallisepticum</i>) within 90 days. 	No	No, see "other"	Import permit needed if imported for rodeo/circus/menagerie. ^e Only turkeys over 6 months and other birds over 4 months eligible for individual testing. Individually tested birds require: <ul style="list-style-type: none"> ● Wing or leg band ID. ● No owner change.
Exotic ruminants (6)	Yes ^a	See "other"	Yes: <ul style="list-style-type: none"> ● TB testing^c within 60 days prior to import. ● Brucellosis testing^c within 30 days prior to import. 	No	Yes ^e	Official ID required as used for TB and Brucellosis testing. ^b

CONTINUED ON NEXT PAGE

Animal (page #)	CVI	Official ID	Testing	Veterinary Statements	Import Permit	Other
South American camelids (6)	Yes ^a	Yes ^b	No	No	No, see "other"	Import permit needed if imported for rodeo/circus/menagerie. ^e
Small animals (7)	Yes ^a	No	No	No	No, see "other"	Dogs 5 months and older require proof of current rabies vaccination. ^f Import permit needed if imported for rodeo/circus/menagerie. ^e
Exotic small animals (7)	Yes ^a	No	No	No	Yes ^e	Must be legally possessed in WI and legal for import. ^f

REMEMBER
KEEP & USE THIS BOOK FOR
2024, 2025 & 2026

2024 JUNEAU COUNTY FAIR MEAT ANIMAL SALE EXHIBITORS GUIDE

Juneau County Fair Board	Meat Animal Sale Advisory Group
Pres. Zac Board --- 608/797-6719	Chair Harold Babcock --- 608/547-5431
Vice Pres. Heidi Finucan --- 608/547-7000	Vice Chair Mike Coughlin --- 608/963-9346
Secretary Vicki McGowan --- 608/547-2426	Secretary Vicki McGowan --- 608/547-2426
Treasurer Nicki Robinson --- 608/562-6227	Treasurer Amy Babcock --- 608/547-3154
Director Andrew Babcock --- 608/547-7601	Baylee Babcock --- 608/547-3744
Director Tony Babcock --- 608/381-1669	Terry Barreau --- 608/464-7409
Director Terry Barreau --- 608/464-7409	Terry Benson --- 608/613-0022
Director Terry Benson --- 608/613-0022	Zac Board --- 608/797-6719
Director Jami Edwards --- 608/547-8863	Mike Burns --- 608/548-3137
Director Kathy Granger --- 608/489-3629	Carl Miller --- 608/547-2525
Director Charitee Seebecker --- 608/547-9459	Michelle Senzig --- 608/434-4336
Director Michelle Senzig --- 608/434-4336	Charitee Seebecker --- 608/547-9459
Director Carol Wagenson --- 608/548-3161	Matti Wafle --- 608/547-9204

Juneau County Fair Meat Animal Sale Advisory Group

All parents and youth are invited to be part of the livestock group.

Meat Animal Sale Advisory Group Member Expectations

1. Attend monthly meetings
2. Assist and willing to help with all livestock tagging
3. Prefair/Postfair set up and take down
4. Be available during fair set up with putting up and taking down gates
5. Assist with show and sale needs

GOAL STATEMENT

To encourage youth group members to be enrolled in meat animal projects and to provide youth group members with financial incentives to get started in and /or expand their livestock enterprise to be used for their further education.

FUNCTION

The Juneau County Fair Meat Animal Sale is an event of the Juneau County Fair and is established by the Juneau County Fair Meat Animal Sale Advisory Group; which is solely responsible for the meat animal sale, as well as the enforcement and interpretation of policies and the settling of any grievances

RULES & POLICIES

ENTRY INTO THE PROJECT:

1. Exhibitors must be members in good standing of any recognized and supervised youth group such as 4-H, FFA, Scouting Programs or breed organizations and enrolled in beef, goat, poultry, rabbits, sheep, or swine projects, in the third grade through twelfth grade plus one year are eligible to participate and may enter.
2. Exhibitors must complete and mail in their annual Meat Animal Sale declaration- 1 form per family with all species on 1 form.
3. Meat animal projects shall be the result of the exhibitor's own labor. Exhibitors are responsible from the first check-in through load-out at the fair for the daily care and feeding of their animals

PROJECT INFORMATION:

4. A maximum of five animals in any species may be tagged in the project.
5. Exhibitors are only permitted to switch ownership of livestock between exhibitors from the same family that have worked together to care for and feed their animals. Final declaration of animal ownership must occur on or before the final weigh-in.

INITIAL TAGGING:

6. For tagging dates refer to the calendar of events and checklist of deadlines attached to the end of these guidelines.

+PLEASE NOTE: If your animal loses their assigned ear tag - the exhibitor MUST contact the Meat Animal Sale Advisory Group IMMEDIATELY for a replacement tag.

*** New tags will not be issued at the time of weigh-in at the fair & no animal without ear tags will be weighed-in at the fair***

BEEF:

7. Beef animals will be tagged on the specified date on the Meat Animal Sale calendar attached. Dehorning and castration must be done before that day. Beef animals must be HALTER BROKE and manageable to lead before the initial beef tagging. **Meat Animal Sale Advisory group has the authority to refuse tagging/fair entry for any unmanageable beef on tagging day.**
8. The two classes of beef are Beef Breed Class and Dairy Beef Breed Class.
9. All animals shown in these departments will be shown by weight, in classes determined at final weigh-in. Minimum weights for participation in the Juneau County Fair Meat Animal Sale for all beef classes is 910-920 pounds. Due to scale variability, an animal's actual weight can be plus or minus 1 pound for every 100 pounds. The weight range listed allows for this variability. Maximum payable sale weight for all beef animals is 1,450 pounds; any animal over this maximum weight will be sold at 1,450 pounds.
10. \$1.00 will be deducted from the gross sale price of each beef animal sold and sent to the Wisconsin Beef Promotion Council.

SWINE:

11. All swine exhibited at a county fair must have a completed Intra-state Health Certificate stating that the herd of origin has been inspected on the farm within 30 days prior to the exhibition and no apparent disease has been present in the herd for the past 30 days. This certificate is available and completed by your veterinarian. **A copy of the certificate is to be turned in on weigh-in day prior to your animals exiting the trailer.**
12. Minimum and maximum weight for swine (barrows and gilts) for participation in the Juneau County Fair Meat Animal Sale is a minimum weight of 218-220 pounds and a maximum payable sale weight of 300 pounds, any animal over 300 pounds will be sold at 300 pounds. Due to scale variability, an animal's actual weight can be plus or minus 1 pound for every 100 pounds. The weight range listed allows for this variability.
13. \$1.00 will be deducted from the sale price of each hog sold and sent to the National Pork Board.
14. The Juneau County Fair Swine Show is a terminal show
 - * **ALL** swine at the Juneau County Fair **MUST** be shipped directly to market by **ONLY** pre-approved shippers (pre-approved by the Juneau County Fair Board and the Juneau County Fair Meat Animal Sale Advisory Group)
 - these shippers will ship all swine directly to only state licensed slaughtering facilities.

Remember that exhibitors are responsible for pre-booking processing of all of their swine that are not sold within the Meat Animal Sale.
15. Animals are not to be fed or watered Right before Weigh-In
16. Only two hogs/pigs may be brought to the fair per exhibitor.

SHEEP:

17. Minimum weight for lambs participating in the meat animal sale at the Juneau County Fair is 90 pounds.
18. Maximum payable sale weight is 155 pounds, any animal over will be sold at 155 pounds.

19. All sheep must have a Scrapie ear tag as required by DATCP

GOATS:

20. Minimum weight for goats participating in the meat animal sale at the Juneau County Fair Meat Animal Sale is 55 pounds.
21. Maximum payable sale is 110 pounds; any animal over 110 pounds will be sold at 110 pounds.

22. All goats must have a Scrapie ear tag as required by DATCP

RABBIT/POULTRY:

23. All meat poultry and rabbits must meet the weight requirements of their class as stated in the Juneau County Fair Book.
24. All poultry over 4 months of age must have negative pullorum documentation thru a NPIP certificate stating the flock of origin is a US pullorum-typhoid clean flock or a certificate of an individual negative pullorum test.

SHOWING AT THE FAIR:

25. Market animals must be shown at this year's Juneau County Fair by the project exhibitor. In case of an emergency, permission for another project exhibitor to show the animal must be requested in advance of showing from the Juneau County Fair Board.
26. Exhibitors are encouraged to train their animals early, so they can be handled safely and easily at the fair. Any uncontrollable animals will NOT be allowed to be shown or be sold. Uncontrollable animals will be disqualified by the Juneau County Fair Board or the judge.
27. Showmanship is required for all sale exhibitors.

MEAT ANIMAL SALE:

28. Project exhibitors are encouraged to send out invitations/letters to potential buyers for the Meat Animal Sale. It is recommended to send out invitations/letters in the beginning of August.
29. Project exhibitors are limited to the sale of one species. Any combination of species may be weighed-in and entered, but **only one** animal may be sold per exhibitor.
30. The Juneau County Fair Meat Animal Sale has implemented a price support option. Selecting the price support option gives the buyer a choice to pay only the difference over and above the market price set for the sale. For example, if the market price for the animal is \$.70 per pound and the animal sold at the sale for \$1.20 per pound, the buyer could choose to pay only the difference of \$.50 per pound to the exhibitor. If the buyer selects this price support option, ownership of the animal does not change hands. It then becomes the responsibility of the exhibitor to ship the animal to market on Sunday or the animal, excluding swine, could return home to be sold at a later date. If the buyer does not choose the price support option, they would pay the full amount and as in the past be responsible for butchering or marketing the animal.
31. Buyers must designate livestock destination when paying for livestock
32. The Juneau County Fair Meat Animal Sale order will be determined by a random drawing of the completed Sale Cards. Cards are due by 4:00 p.m. on the day of your livestock show.
33. The Juneau County Fair Meat Animal Sale commission will be 4 percent of gross sale value.
34. Any animal sold at any sale between the dates of May 1st and the Juneau County Fair is **NOT** eligible to be sold at the Meat animal sale.

LOAD-OUT:

35. The Juneau County Fair Board will designate a Load-Out Chairman who will be responsible for maintaining orderly shipping of all meat animals to slaughter or terminal markets.
36. The Load-Out Chairman will maintain a list of all meat animals and tags on fairgrounds.
37. The Load-Out Chairman and exhibitor will mark livestock with color-coded crayon to identify the destination of livestock.
38. All market animals must remain on exhibit at the fair and are the responsibility of the project exhibitor until the animal is loaded or the load-out chairman excuses the exhibitor. The project exhibitor is responsible for the feeding and care of their project animals until released. There will be no cleaning of pens or obstruction of aisles during load out.

SALE OF OPEN CLASS ANIMALS:

39. The Grand Champion Open Class animal in the Departments of beef, goat, poultry, rabbits, sheep, or swine; will be sold at the end of the Meat Animal Sale and ALL money will be donated to Juneau County Fair Board Maintenance & Improvement Fund. The exhibitor shall maintain ownership of their animals. If the Grand Champion Exhibitors choose not to sell their animals at the fair, the next highest placing animal will be promoted to fill the Champion slot in the Meat Animal Sale and will be listed as the Open Class Sale Champion in the Sale Catalog. The Open Class Animals will be sold for \$100 per bid.

LIVESTOCK SALE BANQUET:

40. Banquet is a potluck event held on the second Monday after the fair at 7pm in the show pavilion.
41. Exhibitors are encouraged to invite their buyers and bidders
42. Thank you notes/letters are REQUIRED to be turned in that night, in order to receive your check. The livestock show/sale would not be possible without sponsors, bidders and buyers.
43. A 4"x6" sale picture is provided that night to be mailed with a thank you to your buyer.

RULE ENFORCEMENT:

44. All grievances must be presented in writing to the Juneau County Fair Meat Animal Sale Advisory Group and must be accompanied by a \$500.00 check made out to the Juneau County Fair Meat Animal Sale Advisory Group. The Juneau County Fair Meat Animal Sale Advisory Group will return its decision in writing to all parties involved.
45. If the Juneau County Fair Meat Animal Sale Advisory Group find the grievance to be accurate / true the party filing the grievance will be refunded their \$500.00 check; but if the Juneau County Fair Meat Animal Sale Advisory Group find the grievance to be inaccurate / untrue the party filing the grievance will forfeit their \$500.00 check to the Juneau County Fair Meat Animal Sale Advisory Group.
- 46. The Juneau County Fair Meat Animal Sale Advisory Group's decision will be final.**
47. Failure to abide by these rules and / or the falsification of any Juneau County Fair and / or Meat Animal Sale documents will result in a member being disqualified from participation in the next 5 future shows and sales and may also disqualify a member from special awards like: outstanding exhibitor, average daily gain, etc. This behavior is not only unethical, but in some cases is also illegal.
48. Policies not mentioned above or variations of the above rules will be determined by the Juneau County Fair Meat Animal Sale Advisory Group.



Do you want to be the
2024 - 2025

Fairest of the Fair or
Jr. Fairest of the Fair?

The Fairest of the Fair/ Ambassador Program is an **Internship Program** offering a **scholarship** for youth from **Juneau County**. The purpose of the Fairest of the Fair/Fair Ambassador is to promote the variety of opportunities- educational, agricultural, social, cultural, and commercial- available in Juneau County. It is a learning experience from interviews, to attending community functions and festivals, and promoting the

Juneau County Fair and Juneau County. Applicants need to have a strong appreciation for the fair but do **not** need to have been involved showing at the fair. Applicants need to be available all days of the Juneau County Fair August 14th-18th, 2024.

Applicants for Fairest must be 18-24 years of age as of Jan. 1, 2025.
Applicants for Jr. Fairest must be ages 13-15.

Applications can be obtained by:

*Calling or emailing Heidi Finucan, Fairest of the Fair Chairperson at
608-547-7000 or heidifinucan@yahoo.com

*www.juneaucountyfair.com

*juneau.extension.wisc.edu under 4-H Forms and Applications

All applications must be returned by July 1st

Juneau County Fair --- Fairest of the Fair

2024 APPLICATION FORM

Name _____ Age _____ Date of Birth _____

Address _____ City _____ Zip _____

Phone _____ Parent/Guardian's Name _____

Email Address _____

Goals and Hobbies: _____

Education: (CHECK 1) High School Graduate High School Sr. High School Jr.
 College Graduate College Sr. College Jr. College Sophomore College Freshman

Name of School Attending: _____

School Clubs & Organizations: _____

School Honors & Awards: _____

Other Information: Community, Fair, or Church Activities: _____

Use additional sheets for additional information.

Please enclose a recent photograph.

PLEASE ANSWER THE FOLLOWING QUESTION (typed on a separate sheet of paper)

“What Does Being Fairest of the Fair Mean to You?”

Signature of Applicant

Date

All applications must be returned by July 1st!

2024 Juneau County Fair --- Fairest of the Fair

JOB DESCRIPTION

- The purpose of the program is to promote the exceptional variety of opportunities educational, agricultural, social, and cultural – available in Juneau County
- Represent Juneau County Fair Association at County Fair, parades & other functions as decided by the Fairest Team for one year
- Serve as official hostess at this year’s Juneau County Fair
- Participate in promotion programs and media events.
- Assist in planning next year’s Fairest of the Fair program
- Applicants need to have a strong appreciation for the fair, but is not required to have shown at the fair.

ATTRIBUTES

- Pleasant personality – confident, gracious, outgoing and sensitive.
- Ability to speak effectively to large or small groups and in various media circumstances.
- Ability to relate to and work with a wide variety of people.
- Motivated to learn more about Juneau County and the Fair.
- Willingness to maintain a natural and neat appearance

The Fairest of the Fair position will be as challenging and rewarding as you make it! By the end of your term, you will have developed higher self-confidence, listening skills, time management techniques, writing and speaking abilities and a greater regard for the people and places of Juneau County.

WHO IS ELIGIBLE TO PARTICIPATE IN THE SELECTION PROCESS?

- Position is open to those who have been residents of Juneau County for at least one year prior to entry.
- Applicants must reach 18th birthday by January 1, 2025 to be eligible to participate in the State Fairest of the Fairs selection.
- Applicant agrees that the time, manner and method of judging shall be solely within the discretion of rules and regulations set by the Fairest of the Fair Committee, WI Association of Fairs and the decision of judges shall be final.
- Applicant agrees that, if they are selected as “Fairest/Ambassador”, they will not sign a management contract with any individual/corporation and that they will not give any written/verbal endorsement or make personal appearances for any mercantile commodity or commercial organization nor will they permit any photographs to be used without permission of the Fairest of the Fairs Committee. This includes social media posts related to the Fairest position.
- Applicant may be an entrant in only one county/district fair which they consider their “home” fair. An applicant must reside in the county they represent. Only exception: May reside in an adjoining county if the majority of their activities are in the county where they enter.

As Fairest of the Fair you will receive the following:

- Crown & Sash ➤ \$500 Scholarship ➤ Various Gift Items from Local Sponsor

Any Questions - Contact:

Heidi Finucan - Juneau County Fairest of the Fair Chairperson

At 608/547-7000

Mail completed form and photograph to:

Heidi Finucan - Juneau County Fairest of the Fair Chairperson

N2464 Riley Road, Mauston, WI 53948

All applications must be returned by July 1st!

Juneau County Fair -- Jr. Fairest of the Fair
2024 APPLICATION FORM

Name _____ Age _____ Date of Birth _____

Address _____ City _____ Zip _____

Phone _____ Parent/Guardian's Name _____

Email address _____

Goals and Hobbies: _____

Name of School Attending: _____ Grade _____

School Clubs & Organizations: _____

School Honors & Awards: _____

Other Information:

Community, Fair, or Church Activities: _____

Use additional sheets for additional information.

Please enclose a recent photograph.

PLEASE ANSWER THE FOLLOWING QUESTION (typed on a separate sheet of paper)

“What Does Being Fairest of the Fair Mean to You?”

Signature of Applicant

Date

All applications must be returned by July 1st!

2024 Juneau County Fair -- Jr. Fairest of the Fair

JOB DESCRIPTION

- The purpose of the program is to promote the exceptional variety of opportunities
- – educational, agricultural, social, and cultural – available in Juneau County.
- Represent Juneau County Fair Association at County Fair, parades & other functions as decided by the Fairest Team for one year.
- Assist the Fairest of the Fair at this Juneau County Fair
- Participate in promotion programs and media events.
 - Applicant need to have a strong appreciation for the fair but is not required to have shown at the fair.

ATTRIBUTES

- Pleasant personality – confident, gracious, outgoing and sensitive.
- Ability to speak effectively to large or small groups and in various media circumstances.
- Ability to relate to and work with a wide variety of people.
- Motivated to learn more about Juneau County and the Fair.
- Willingness to maintain a natural and neat appearance.
 - Knowledge of social media platforms is welcome.

The Jr. Fairest of the Fair position will be as challenging and rewarding as you make it! By the end of your term, you will have developed higher self-confidence, listening skills, time management techniques, writing and speaking abilities and a greater regard for the people and places of Juneau County.

WHO IS ELIGIBLE TO PARTICIPATE IN THE SELECTION PROCESS?

- Applicant must be between 13-15 years of age.
- Position open to youth who have been residents of Juneau County for at least one year prior to entry.
- Applicant agrees that the time, manner and method of judging shall be solely within the discretion of rules and regulations set by the Fairest of the Fair Committee, WI Association of Fairs, and the decision of judges shall be final.
- Applicant agrees that, if they are selected as “Jr. Fairest”, they will not sign a management contract with any individual/corporation and that they will not give any written/verbal endorsement or make personal appearances for any mercantile commodity or commercial organization nor will they permit any photographs to be used without permission of the Fairest of the Fairs Committee. This includes social media postings related to the Fairest position.
- Applicant may be an entrant in only one county/district fair which they consider their “home” fair. An applicant must reside in the county they represent. Only exception: They may reside in an adjoining county if the majority of their activities are in the county where they enter.

As Jr. Fairest of the fair, you will receive the following:

- Crown & Sash, \$250 Scholarship & Various Gift Items From Local Sponsors

Any Questions - Contact: Heidi Finucan

- Juneau County Fairest of the Fair Chairperson at 608/547-7000

Mail completed entry form and photograph to:

Heidi Finucan - Juneau County Fairest of the Fair Chairperson

N2464 Riley Road, Mauston, WI 53948

All applications must be returned by July 1st!

The Juneau County Fair

Family of the Year

(Entry Deadline is July 1st)

An Electronic Nomination Form is available on the Juneau County Fair Website at www.juneaucountyfair.com

The Juneau County Fair is so very fortunate to have so many very hard working and dedicated fair families. So with your help, we the Juneau County Fair Board would like to honor 1 of these families each year at the Juneau County Fair.

Name of Nominated Family: _____

Nominated Family Members: _____

Nominated Family Contact Phone Number: _____

Nominated Family Contact Email Address: _____

Nominated Family Involvement with the Juneau County Fair: _____

Other Community Involvement of the Nominated Family: _____



**JUNEAU COUNTY AGRICULTURAL SOCIETY
JUNEAU COUNTY FAIR BOARD**

1001A Division Street, Mauston, WI 53948

Phone: 608/547-2426

Email: juneaucountyfair@gmail.com

Web Site: www.juneaucountyfair.com

Juneau County Agricultural Society Membership Form

The Juneau County Agricultural Society / Fair Board wishes to invite you to join / renew membership to our society. Please complete the following membership form and mail it along with the \$10.00 membership fee - per member - to the address at the bottom of this form.
Please Note: Voting members must be 18 years old or older.

First Name: _____
Last Name: _____
Address: _____
City: _____
State: _____ Zip Code: _____
Phone Number: _____
E-Mail Address: _____

Please - Check all activities / committees you would like to help with:

Dairy Beef Hogs Sheep Jr. Horses Draft Horses Dogs
 Rabbits Small Animals Commercial Exhibits Parking
 Ground Maintenance Ticket Sales Building Supervision Advertising
 Fair Set Up Fair Clean Up Office Work Fairest of the Fair Rodeo
 Tractor Pull ATV Races Horse Pull Ranch Rodeo Demo

Other _____

THANK YOU!

For becoming / renewing a member of the Juneau County Agricultural Society

- For enclosing the \$10.00 membership fee, per membership,
 - In the society for the next 10 years
- Please make your check payable to the Juneau County Agricultural Society
- Make sure to sign the Code of Conduct on the back of this form
- Mail to our society secretary:

Vicki McGowan, N2230 Co. Rd. N, Lyndon Station, WI 53944

Juneau County Agricultural Society
Code of Ethics / Code of Conduct Policy

As a member of the Juneau County Fair Board and / or Committee member, I will strive to:

- Attend all regularly scheduled Fair Board and / or Committee meetings insofar as possible and become informed concerning the issues to be considered at those meetings.
- Recognize that I should endeavor to make decisions only after full discussion at publicly held Fair Board meetings.
- Render all decisions based on the available facts and my independent judgment and refuse to surrender that judgment to individuals or special interest groups.
- Encourage the free expression of opinion by all Fair Board / Committee members and seek systematic communications with Fairgrounds users.
- Avoid being placed in a position of conflict of interest and refrain from using my Fair Board / Committee position for personal or partisan gain.
- Take no private action that will compromise the Fair Board / Committee or the Fair, and respect the confidentiality of information that is privileged under applicable laws.
- Recognize that as a member of the Fair Board / Committee, decision-making authority rests with the Fair Board, not individual members.
- Agree that once a majority of the Fair Board / Committee is reached on a decision or position, all members will support that decision or position of the majority.

Fair Board / Committee members are expected to abide by the Juneau County Fair Board Bylaws and the Juneau County Code of Ethics/Code of Conduct Policy concerning Fair Board / Committee activities and events which include, but are not limited to:

- Conducting themselves in a lawful, courteous, respectful manner
- Exhibiting good sportsmanship
- Participating as a team member
- Accepting personal responsibility for my behaviors

As a member of the Juneau County Fair Board and / or Committee, I agree to follow the Juneau County Agricultural Society Bylaws and Code of Ethics and / or Code of Conduct Policy. I further agree that failure to follow the Juneau County Agricultural Society Bylaws and Code of Ethics and / or Code of Conduct Policy may be cause for removal from the Juneau County Fair Board and / or Committee the Juneau County Agricultural Society.

Fair Board / Committee Member's Signature

Fair Board / Committee Member's Name Printed

Date

Junior Exhibit

(Circle One)

Open Exhibit

Juneau Co. Fair Animal Identification Form

For Beef, Dairy, Exotics, Goats, Hogs, Horse, Poultry, Rabbits, Sheep

USE 1 FORM PER EXHIBITOR PER SPECIES

--- Copy This Form as Needed ---

This Form is Due **COMPLETED** to the Barn Superintendent at Check-In
Exhibitors **FAILING** to submit this completed form at **CHECK-IN**
WILL NOT be allowed to show these animals

Exhibitor's Full Name: _____

Address: _____

City, State, Zip: _____

Phone: _____

E-Mail: _____

Premises Registration Code: _____

<u>Super-intendent's Initials</u> Initials below confirm that to the best of my abilities these animals are identified correctly and are in good health.	<u>Species' Breed</u>	<u>Official Id. Number</u> Such as the State Scrapie Ear Tag Write N. A. if this does not apply	<u>Other Id. Number</u> Such as the Fair Ear Tag Write N. A. if this does not apply	<u>Use</u> F for Female M for Male N for Neuter	<u>State of Origin</u> Such as WI for Wisconsin	<u>Fair Book Description</u>
<u>Sample</u> <i>VMG</i>	<u>Sample</u> <i>Suffolk</i>	<u>Sample</u> <i>WI 123456</i>	<u>Sample</u> <i>312</i>	<u>Sample</u> <i>F</i>	<u>Sample</u> <i>WI</i>	<u>Sample</u> <i>Market Lamb</i>

Continued & Signed on the Back of the Page

<u>Superintendent's Initials</u> Initials below confirm that to the best of my abilities these animals are identified correctly and are in good health.	<u>Species' Breed</u>	<u>Official Id. Number</u> Such as the State Scrapie Ear Tag Write N. A. if this does not apply	<u>Other Id. Number</u> Such as the Fair Ear Tag Write N. A. if this does not apply	<u>Use</u> F for Female M for Male N for Neuter	<u>State of Origin</u> Such as WI for Wisconsin	<u>Fair Book Description</u>
<u>Sample</u> <i>VMG</i>	<u>Sample</u> <i>Suffolk</i>	<u>Sample</u> <i>WI 123456</i>	<u>Sample</u> <i>312</i>	<u>Sample</u> <i>F</i>	<u>Sample</u> <i>WI</i>	<u>Sample</u> <i>Market Lamb</i>

Exhibitor Signature: _____

Parent / Guardian Signature: _____

(if exhibitor is under 18 years of age)

Date Received _____

Exhibitor # _____

Juneau County JR. Entry Form

--- Any questions in regards to filling out this entry form ---
--- Please Call: The Juneau County Fair Secretary - Vicki McGowan @ 608/547-2426 ---

*****ENTRY DEADLINE - JULY 1*****

***** REMEMBER*** ALL JUNIOR ENTRIES MUST BE
SUBMITTED BY THEIR GENERAL LEADER**

**Entry Forms are to be mailed to:
Vicki McGowan, N2230 Co. Rd. N, Lyndon Station WI 53944**

All entries **MUST** be written on this Juneau County Entry Forms.
Feel free to make as many copies of entry forms as needed (**white paper PLEASE**)
Or additional copies may be down loaded from the on-line Fair Book at www.juneaucountyfair.com

PLEASE PRINT

FULL NAME _____

STREET ADDRESS _____

CITY _____ **ZIP** _____

CELL PHONE NUMBER _____

E-MAIL ADDRESS _____

ORGANIZATION / CLUB _____

PARENT'S NAME _____
(if exhibitor is less than 18 years of age)

PREMISES REGISTRATION CODE ID # _____
***** Needed for ALL Livestock Exhibitors *****

GRADE LEVEL AS OF JAN. 1, (current year) _____

Exhibitors at the Juneau County Fair will conduct themselves in an orderly, well behaved manner at all time. Excessive horseplay or running in the areas where animals are housed, being groomed, exercised or shown will not be tolerated. Use of shaving cream, water balloons, cap guns, squirt guns, lighters, etc. is prohibited anywhere within the buildings or on the fairgrounds during the fair.

**Exhibitors engaged in any of these behaviors will be escorted from the grounds
and will forfeit all premium monies and ribbons.**

Every precaution will be taken to properly protect animals, exhibits and the public at the fair. The management and its committees, officers, employees, agents and representatives, however, will not be responsible or liable for the safety of animals, exhibitors, exhibits, or their employees, or for the losses sustained because of robbery, damage by fire, accident or other cause. Exhibitors assume all liability risks when entering exhibits at the fair. Exhibitors wishing to insure their livestock or exhibits must do so at their own expense.

FEES

**All fees must be submitted
with this entry form.**

**Please Make Checks Payable to
the Juneau Co. Ag. Society**

NUMBER OF ANIMALS ENTERED	\$ PER HEAD COST	TOTALS
SAMPLE Dairy <u> 4 </u>	SAMPLE X \$ 3.00	SAMPLE = \$12.00
Dairy <u> </u>	X \$ 3.00	=
Beef <u> </u>	X \$ 3.00	=
Swine <u> </u>	X \$ 2.00	=
Sheep <u> </u>	X \$ 2.00	=
Goats <u> </u>	X \$ 2.00	=
Horses <u> </u>	X \$ 3.00	=
Ex. Animals <u> </u>	X \$ 2.00	=
Poultry <u> </u>	X \$ 1.00	=
Rabbits <u> </u>	X \$ 1.00	=
Total Number of Exhibits (From pages 3 - 4) _____	Tag Printing Fee X \$ 0.10	=
Exhibitor's	Fee	+ \$1.00
TOTAL ENTRY FEE DUE WITH THIS FORM	TOTAL ENTRY FEE	\$ _____
<i>Office</i>	<i>Use</i>	<i>ONLY</i>

PLEASE NOTE:

There are **NO** fees for Jr exhibitors in
Grades K, 1, 2
or on JR Club Booths & Planters

ALL JR (Grades 3 & Up) Exhibitors
Must Pay The \$1.00 Entry Fee & the \$0.10
Entry Tag Printing Fees

--- REMINDER TO ALL ---
ANIMAL EXHIBITORS

ALL animal exhibits are now subject
to random drug testing

*I have read, understood,
agreed to and will abide by these
guidelines for exhibiting at the
Juneau County Fair*

Exhibitor Signature

Parent Signature
(if exhibitor is less than 18 years of age)

Date

General Leader's Signature

Date

As General Leader My Signature Confirms that
this Exhibitor Is In Good Standings within my
Club and is currently enrolled in all project areas
entered on this form.

--- JUNIOR DIVISION ENTRIES - ONLY ---
EXHIBITOR'S NAME:

	Dept. #	Class	Lot #	----- Description of Entry ----- (Use the EXACT language as printed within the Premium Book)
	<i>(Sample)</i> 18J	A	35	<i>Felt Tip Marker Drawing</i> *****PLEASE PRINT*****
1				
2				
3				
4				
5				
6				
7				
8				
9				
10				
11				
12				
13				
14				
15				
16				
17				
18				
19				
20				
21				
22				
23				
24				
25				
26				
27				
28				
29				
30				

--- JUNIOR DIVISION ENTRIES - ONLY ---

EXHIBITOR'S NAME: _____

	Dept.#	Class	Lot #	----- Description of Entry ----- (Use the EXACT language as printed within the Premium Book)
	(Sample) 18J	A	35	Felt Tip Marker Drawing *****PLEASE PRINT*****
31				
32				
33				
34				
35				
36				
37				
38				
39				
40				
41				
42				
43				
44				
45				
46				
47				
48				
49				
50				
51				
52				
53				
54				
55				
56				
57				
58				
59				
60				

MEMORIES OF THE JUNEAU COUNTY FAIR

**WE ARE AGAIN PUTTING TOGETHER A
WONDERFUL DISPLAY OF OLD OR NOT SO OLD:**

- PHOTOS - SHIRTS - CAPS - BUTTONS -**
 - RIBBONS - TROPHIES - AWARDS -**
 - WRITTEN STORIES - SCRAPBOOKS -**
- OR ANY OTHER JUNEAU COUNTY FAIR
ARTIFACTS YOU WOULD LIKE SHARE**


These Items Need To Be Brought To The Open-Class Building
On either Monday, Tuesday Or Before NOON on Wednesday of the Fair
You need NOT Pre-Enter these Items & There are NO Entry Fees or Premiums
Just Stop In The Fair Office Prior To Going To The Open Class Building
For Your Special Entry / Identification Tags

So Start Unearthing Those Priceless Juneau County Fair Artifacts NOW!

**These Exhibits Will Be Judged By Our Fair Goers
Throughout The Fair**

**The Top 3 Winners Will
Receive**

**2 ALL EVENT WRISTBANDS
For Next Year's Fair
& A 150th JUNEAU COUNTY
FAIR BOOK PACK**



- Any Questions - Just Call The Fair Office - 608/547-2426 -



THE JUNEAU COUNTY AGRICULTURAL SOCIETY
WOULD LIKE TO

GREATLY THANK

OUR FAIR BOOK SPONSOR

Carol Wagenson

OF



2012 Wisconsin State Champion Auctioneer

Complete Auction Service... For All Your Auction Needs

724 W State St, New Lisbon, WI 53950

608-548-3161

Carol Wagenson

Butch Teal

WI Auctioneer #1237

&



First Choice Realty

New Lisbon, WI

**The Hometown Independent
Realtor You Can Trust**



Carol Wagenson

608-548-3161

**The
Smart
Choice!**